

PARTICIPATION OF MEMBERS OF THE RIMBA KALOKA FARMER YOUTH GROUP AND ITS INFLUENCE ON THE DEVELOPMENT OF AVOCADO AGRIBUSINESS IN KARANGDOWO SUB-DISTRICT, KLATEN DISTRICT

Santoso Sulung¹, Widhiningsih Diah Fitria² & Subejo³

^{1,2,3}*Department of Agricultural Socio-economics, Faculty of Agriculture, Universitas Gadjah Mada*

Corresponding Author: sulungsantoso22@gmail.com

Received : 1 July 2023

Accepted : 20 August 2023

Published : 27 September 2023

ABSTRACT

Participation of members of the Rimbakaloka Farmer Youth Group (KPTRK) plays an important role in the development of avocado agribusiness in Karangdowo District, Klaten Regency. This study aims to (1) Know the level of participation of KPTRK members in the development of avocado fruit agribusiness in Karangdowo District; (2) Know what factors influence the participation of KPTRK members in the development of avocado fruit agribusiness in Karangdowo District; (3) Know the effect of KPTRK member participation on the development of avocado fruit agribusiness in Karangdowo District. Sampling by simple random sampling with respondents as many as 45 farmer youth. The analysis method used is the proportion test to answer the first objective, multiple linear regression analysis to answer the second objective, and simple linear regression analysis to answer the third objective. The results showed (1) Most farmer youth have high participation in avocado agribusiness development. Farmer youth are very active in the implementation of avocado farming activities, but involvement in decision making and enjoying the results is still small (2) the level of education and motivation affects the level of participation of farmer youth in the development of avocado agribusiness, while the role of the group and the role of the chairman do not have a significant effect on the level of participation; (3) The level of participation of farmer youth has a positive influence on the development of avocado agribusiness at the preparation, production, and marketing stages.

Keywords: *participation, farmer youth, avocado agribusiness development*

INTRODUCTION

Indonesia has a population of 270.20 million people, based on the results of the census conducted by the Central Statistics Agency (BPS) in 2020. Thus, agriculture in Indonesia has the responsibility to feed around 270 million people, who eat an average of two to three times a day. Farmers are one of the determining factors in the success of agricultural development. Farmers are the main actors in agricultural production (Novyany & Mahira, 2019).

The main actors should have the capacity to farm, which can be obtained either through training, empowerment, or counseling. Increased knowledge and skills of farmers in Indonesia are usually obtained through farmer groups. Farmer groups are a group of farmers, ranchers, and planters who have common interests, conditions, environment (social, economic, resources) and closeness to improve and develop their members' businesses (Novyany & Mahira, 2019).

Through groups, farmers carry out agricultural cultivation with various commodities, including food crops, horticultural crops, and annual crops. Horticulture in Indonesia has the potential and opportunity to become a superior agricultural commodity and play a role in

improving the welfare of farmers (Pitaloka, 2017). Types of horticultural products include fruits, vegetables, medicinal plants, and ornamental plants.

The Kaloka Forest Farmer Youth Group (KPTRK) is a farmer group located in Karangdowo District, Klaten Regency which has serious attention to agribusiness development with horticultural commodities. Established in 2019 precisely on September 9 with a total membership of around 120 people. In contrast to farmer groups in general, 80% of KPTRK members are young people with an age range of 20-35 years, so it is called a youth farmer group. This is interesting, because generally the younger generation today is not interested in the agricultural sector. Agricultural labor is experiencing serious problems, with the number of old farmers (over 55 years old) increasing, while the number of young workers is decreasing. This makes KPTRK the only farmer youth group in Klaten.

Avocado is the horticultural commodity of choice for KPTRK in developing agribusiness, from selling seeds to fruit. Avocado was chosen because it has a high selling value, stable price, and uncomplicated maintenance. Avocado fruit is

one of the horticultural crop commodities that has high economic value (Tamalia et al, 2018). At the beginning of its establishment, KPTRK bought 300 avocado seedlings and received 250 avocado seedlings from BPDAS Bengawan Solo in 2020. Good group management made BPDAS satisfied and provided an additional 1,500 seedlings again in 2021. Then in 2022 KPTRK won the trust of BPDAS to manage 3800 avocado seedlings and received an additional 2,300 seedlings from CDK region 10. So that in total the number of seeds owned by KPTRK is around 7,700 productive avocado seedlings.

Uniquely in conducting cultivation, KPTRK does not have special agricultural land, they only utilize rural areas such as the side of village roads, river banks, and rice fields. This makes KPTRK trusted to foster 6 villages in Karangdowo District, namely Bulusan Village, Munggung Village, Ringinputih Village, Tulas Village, Ngolodono Village, and Karangdowo Village. Various extraordinary achievements that have been made by KPTRK are certainly inseparable from the participation of its members. therefore it is interesting to conduct research to determine the factors that influence the participation of KPTRK members and their influence in the development of avocado agribusiness in Karangdowo District, Klaten Regency.

METHOD

Basic Method

The research method used is descriptive research method with a quantitative approach. Descriptive research is research conducted to determine the value of independent variables, either one or more (independent) variables without making comparisons, or connecting with other variables (Sugiyono, 2012). The quantitative approach means that the research is also based on numbers.

Sampling Method

The research was conducted in Karangdowo District, Klaten Regency. Karangdowo District was chosen because there is the only farmer youth group that pioneered the development of avocado agribusiness in the region.

In this study, only 6 of the 19 villages in Karangdowo District were taken, namely Bulusan Village, Munggung Village, Ringinputih Village, Tulas Village, Ngolodono Village, and Karangdowo Village. This is because the 6 villages selected are assisted villages and are part of the KPTRK members.

Sampling in this study used simple random sampling (SPS), where samples were

taken randomly without regard to certain strata in a population. The SPSS technique is used because population members are considered homogeneous (Sugiyono, 2012). The sample of farmers selected is young farmers who are members of KPTRK with age limits of 19-39 years. The number of samples taken in this study was 45 young farmers from a total of 80 members, which was determined based on the calculation of the slovin formula.

Data Type, Source, and Collection

The data collected were primary and secondary data. Primary data was obtained from direct interviews using questionnaires to farmer youth who are members of the KPTRK. Secondary data is data obtained from indirect sources. This data is about an overview of the research location and related research matters (Sugiyono, 2012). The methods used in collecting data for this research are interviews, observation, recording, documentation and Forum Group Discussion (FGD).

Data Analysis Method

1. Validity and reliability test

In this study, the validity test was carried out using IBM SPSS Statistic 25.0 software. The validity test is seen based on the CITC (Corrected Item-Total Correlation) value which is compared to the critical R value. The critical R value, which is obtained based on the number of samples. In this study, the number of samples was 45, and the alpha value used was 10%, so that based on the R table, the critical R value was 0.248. If the CITC > R value is critical, then the question items in the questionnaire are declared valid.

Reliability testing in this study was carried out using IBM SPSS Statistic 25.0 software. The question items for each variable are declared reliable if the Cronbach's Alpha value is > 0.7 (Sekaran, in Basuki 2015).

2. Proportion Test

The Proportion Test is used to test the first hypothesis, namely, knowing the level of participation of farmer youth in the development of avocado agribusiness in Karangdowo District, Klaten Regency.

a. Hypothesis

Ho: $P \leq 50\%$

Ha: $P > 50\%$

description:

Ho: It is suspected that a small proportion (less than or equal to 50%) of farmer youth have high participation in avocado agribusiness development.

Ha: It is suspected that most (more than 50%) of the farmer youth have high participation in avocado cultivation.

b. Significance level

This study will use a significance level of 90%, with a value of $\alpha = 10\%$ and $n = 45$.

c. Testing statistic

$$Zvalue = \frac{\frac{x}{n} - P0}{\sqrt{\frac{P0(1 - P0)}{n}}}$$

Description:

$P0$ = Population proportion (50%)

n = Number of samples

x = Number of farmers who have high participation in avocado agribusiness

d. Testing criteria

$Zvalue \leq Ztable$: Ho gagal ditolak

$Zvalue > Ztable$: Ha diterima

3. Multiple linear regression test

Multiple linear regression analysis was used to test the second hypothesis, namely, knowing the factors that influence the participation of KPTRK members.

$$Y = \beta_0 + b_1X_1 + b_2X_2 + b_3X_3 + b_4X_4 + \varepsilon$$

Keterangan:

Y : participation of KPTRK members

β_0 : constant value

b_1 - b_4 : regression coefficient

X_1 : education level

X_2 : motivation

X_3 : group role

X_4 : chairman's role

ε : error term

Hypothesis test:

Ho: The level of education, motivation, the role of the group, and the role of the chairman do not significantly influence the participation of KPTRK members in the development of avocado agribusiness in Karangdowo District, Klaten Regency.

Ha: The level of education, motivation, the role of the group, and the role of the chairman significantly influence the participation of KPTRK members in the development of avocado agribusiness in Karangdowo District, Klaten Regency.

In multiple linear regression analysis using SPSS 25.0 software, the test results will provide the following information:

- a) R square or the coefficient of determination will show the percentage of the dependent

variable that can be explained by the independent variable. If there are more than two independent variables tested, it is recommended to use the adjusted R square value. The value of R square or adjusted R square ranges from 0 to 1. The higher the value, the greater the contribution of the independent variable in explaining the variation in the dependent variable.

- b) ANOVA test or F-test is used to determine whether the independent variables jointly affect the dependent variable. If the significance value (sig) in the ANOVA test results is less than the α value (10%), it can be concluded that at least one independent variable significantly affects the dependent variable. That is, there is a significant relationship between the independent variables as a whole and the dependent variable.

- c) T-test T-test is used to evaluate the effect of each independent variable on the dependent variable individually. Conclusions can be drawn based on the significance value (sig) in the T test results. If the sig value is less than the specified α value (10%), then the null hypothesis (H_0) is rejected and the alternative hypothesis (H_a) is accepted, which means that there is a significant effect of the independent variable on the dependent variable. However, if the sig value is greater than or equal to the α value, then H_0 is accepted and H_a is rejected, which means that there is no significant effect of the independent variable on the dependent variable.

4. Simple linear regression test

Simple linear regression analysis was used to test the third hypothesis, namely, to determine the effect of KPTRK member participation on avocado agribusiness development.

$$Y = \beta_0 + b_1X_1 + \varepsilon$$

Description:

Y : avocado agribusiness development

β_0 : constant value

b_1 : regression coefficient

X_1 : Participation

ε : error term

Hypothesis:

Ho: Participation of KPTRK members does not significantly affect the development of avocado agribusiness.

Ha: Participation of KPTRK members significantly influences the development of avocado agribusiness.

In multiple linear regression analysis using SPSS 25.0 software, the test results will provide the following information:

- a) R square or the coefficient of determination will show the percentage of the dependent variable that can be explained by the independent variable.
- b) T-test is used to evaluate the effect of each independent variable on the dependent variable individually. Conclusions can be drawn based on the significance value (sig) in the T test results. If the sig value is less than the specified α value (or 10%), then the null hypothesis (Ho) is rejected and the alternative hypothesis (Ha) is accepted..

RESULTS AND DISCUSSION

1. Farmer Youth Participation in Avocado Agribusiness Development

The participation of farmer youth in the development of avocado agribusiness in Karangdowo District, Klaten Regency is defined as the involvement of farmer youth in the group in the form of contribution in decision making, contribution in the implementation of group activities, contribution in enjoying the results, and contribution in evaluating avocado agribusiness. The agribusiness development process includes the stages of preparation, production, to marketing.

a. Participation in Decision-Making

Participation in decision-making is defined as the involvement of farmer youth in making decisions related to the avocado agribusiness process. Contributions in decision-making include agreeing with existing opinions, providing suggestions, and as a decision-making party.

Based on the results of primary data analysis, it is known that participation in decision making has an average percentage of 60.69%, including the category sometimes. This value is low, because it is below the frequent category with a value limit of 61%. Indicators in this component that cause low, namely decision making related to proper harvesting methods with a percentage of 8.89% (never) and the right marketing strategy with a value of 8.89% (never). This is because in avocado agribusiness activities, it has not yet reached the harvesting and marketing stage, so there has never been a discussion or discussion at each meeting

regarding avocado harvesting and marketing methods.

Based on data analysis of the distribution of decision-making forms, it is known that the most common form of decision-making by farmer youth is limited to agreeing with existing opinions with a value of 87.78%. This is because in a group, suggestions and decisions are usually dominated by group leaders and administrators. Based on FGDs with administrators and members, indeed most of the policies are determined by the chairman and group management, but the chairman also does not close the space for members who want to express their opinions. At each routine meeting, the chairperson has also given all members the opportunity to express their opinions, but it is indeed in the person of each member who is more comfortable to follow and agree with the policies that have been formulated by the chairperson and group management.

b. Participation in Implementation

Participation in implementation is the involvement of farmer youth in avocado agribusiness activities. Based on primary data analysis, it is known that participation in implementation has an average percentage of 65.63% classified into the frequent category. There are indicators that have a low percentage value, namely the harvesting implementation indicator with a value of 6.67% (never) and the implementation of marketing avocados with a value of 4.44% (never). This is because the KPTRK avocado agribusiness development process has not yet reached these two stages. The highest indicator is found in 3 activities, namely preparing planting media, planting avocados, and watering avocados with a percentage of 92.78%.

c. Participation in Enjoying Results

Farmer participation at this stage is an assessment of whether farmers feel the benefits of avocado agribusiness. Based on the results of primary data analysis, it is known that participation in enjoying the results has a percentage value of 50.09% or is included in the sometimes category. The low value of participation in enjoying is due to the low involvement of farmer youth in enjoying the results in the form of receiving additional income from the avocado agribusiness and consuming the avocado harvest. This is because the avocado agribusiness run by KPTRK has not yet reached the harvesting and marketing stages so that there is no economic value obtained by the group.

d. Participation in Evaluation

Participation in evaluation is the involvement of farmers in assessing activities that have been implemented. Based on the results of primary data analysis, it is known that participation in evaluation has an average percentage of 42.89%, including in the sometimes category. All indicators have low values, including the participation of members in submitting evaluations about the selection of seeds that are not good with a percentage of 43.33% (sometimes), evaluations about obstacles in the land preparation process with a percentage of 43.33% (sometimes), evaluations about obstacles in the planting process with a percentage of 45.56% (sometimes), evaluations about obstacles in the fertilization process with a percentage of 36.67% (rarely), and evaluations about obstacles in controlling pests and diseases of avocado plants with a percentage of 45.56% (sometimes). This is indeed an evaluation rarely carried out by group members, usually carried out by the management to the chairman only.

Furthermore, the proportion test is carried out to test the first hypothesis. The following is the proof of the first hypothesis.

a. Formulation of Research Hypothesis

Ho: It is suspected that a small proportion (less than or equal to 50%) of farmer youth have high participation in avocado agribusiness development.

Ha: It is suspected that most (more than 50%) farmer youth have high participation in avocado agribusiness development.

b. Formulation of Statistical Hypothesis

Ho: $P \leq 50\%$

Ha: $P > 50\%$

c. Testing Criteria

Zvalue \leq Ztable: Ho gagal ditolak

Zvalue $>$ Ztable: Ha diterima

d. Testing Statistics (Z table: 0,85)

$$Z \text{ value} = \frac{\frac{x}{n} - 0,50}{\sqrt{0,50(1-0,50)/n}}$$

$$= \frac{\frac{25}{45} - 0,50}{\sqrt{0,50(1-0,50)/45}}$$

$$= \frac{0,56 - 0,50}{\sqrt{0,005556}}$$

$$= \frac{0,06}{0,075}$$

$$Z \text{ value} = 0,86$$

Description:

P0 = Population proportion (50%)

n = Total number of samples (45 people)

x = Number of farmers who have high participation in avocado agribusiness development

Based on the results of the proportion test, it is known that the calculated Z value of the study is 0.86 with a Z table value of 0.85. These results indicate that the value of Zcount $>$ Ztable, so Ho is rejected. In this case, it can be concluded that most (more than or equal to 50%) farmer youth have high participation in avocado agribusiness development.

2. Factors Affecting Farmer Youth Participation

There are several factors that are thought to influence the participation of farmer youth in the development of avocado agribusiness in Karangdowo District, Klaten Regency. Factors that are thought to influence are divided into two, namely internal factors and external factors. Internal factors that are thought to influence include education, and motivation. While external factors that are thought to influence include the role of the group, and the role of the chairman.

The dependent variable used is farmer participation, while the independent variables are education, motivation, group role, and chairman's role. The following is the second hypothesis testing regarding the factors that influence the participation of farmer youth in the development of avocado agribusiness in Karangdowo District, Klaten Regency.

a. Hypothesis Testing

Ho: The level of education, motivation, the role of the group, and the role of the chairman do not significantly influence the participation of KPTRK members in the development of avocado agribusiness in Karangdowo District, Klaten Regency.

Ha: The level of education, motivation, the role of the group, and the role of the chairman significantly influence the participation of KPTRK members in the development of avocado agribusiness in Karangdowo District, Klaten Regency.

b. Significance level

This study uses a significance level of 10% or 0.1 with N = 45

c. Statistics test

Factors influencing farmer participation in avocado agribusiness development in Karangdowo Subdistrict can be seen from the results of multiple linear regression analysis testing in table 1.

Tabel 1. Results of Multiple Linear Analysis of Factors Affecting Farmer Youth Participation in Avocado Agribusiness Development.

No	Variable	Regression Coefficient (B)	T-Count	Sig.	Desc.
1	Education leve;	1.737	3.150	0.003	*
2	Motivation	0.537	1.867	0.069	*
3	Group role	-0.031	-0.108	0.914	NS
4	Chairmans role	0.138	0.786	0.437	NS
Constant		-6.162			
R square		0.327			
Adjusted Square		0.260			
F hitung		4.862			

Description:
 *= Significant at $\alpha = 10\%$
 NS= Non-Significant at $\alpha = 10\%$

Source: Primary Data Analysis, 2023

Based on Table 1, shows the results of regression analysis using the backwa method. In the table, it can be seen that all independent variables are considered to be factors that have a significant or insignificant effect on farmer participation in avocado agribusiness development in Karangdowo District. The independent variable is said to affect variable Y (Farmer youth participation) significantly if it has a significance value (Sig.) more than alpha or 0.1. The following are the results of testing criteria for factors that are thought to have an influence on the participation of farmer youth in the development of avocado agribusiness in Karangdowo District.

1. Education level

Based on Table 1, it is known that the education variable has a regression coefficient (B) of 1.737 with a significance value of 0.003. The significance value is less than the value of $\alpha = 0.1$. This means that the education factor has a real effect on the participation of farmer youth in avocado agribusiness development. Therefore, the hypothesis stating that education has an effect on the participation of farmer youth in the development of avocado agribusiness in Karangdowo District is accepted.

It can also be interpreted that most KPTRK members have a high level of education. According to Munfa'ati et al (2017), farmers who take education up to high school equivalent or for 9 years of formal education are classified as highly educated farmers. This is also in accordance with the results of previous research by Ellung et al (2021) that the higher the level of education of farmers, the higher the participation of farmer group members.

2. Motivation

Based on Table 1, it is known that the motivation variable has a regression coefficient value (B) of 0.537 with a significance value of 0.069. The significance value is less than the value of $\alpha = 0.1$. This means that the motivation factor has a real effect on the participation of farmer youth in avocado agribusiness development. Therefore, the hypothesis stating that motivation affects the participation of farmer youth in the development of avocado agribusiness in Karangdowo District is accepted.

Farmer youth are interested in joining KPTRK in avocado agribusiness development activities because they want to fulfill existence needs, relationship needs, and development needs. In addition, the results of FGDs conducted with administrators and members, researchers also found interesting reasons that made farmer youth enthusiastic about following the avocado agribusiness, namely the group management promised each farmer youth a KLX motorbike and a comparative study to Thailand to learn about agriculture there. This is based on the calculation of avocado agribusiness profits that have been planned before starting the farming business and conveyed in routine group meetings.

3. Group role

Based on Table 1, it is known that the group role variable has a regression coefficient value (B) of -0.031 with a significance value of 0.914. The significance value is more than the value of $\alpha = 0.1$. This means that the group role factor has no real effect on the participation of farmer youth in avocado agribusiness development. Therefore, the hypothesis stating that motivation has no effect on the participation of farmer youth in the development of avocado agribusiness in Karangdowo District failed to be rejected.

This contradicts the research of Ramadoan et al (2013) that the role of the group has a real influence on increasing member participation at all stages. This research also contradicts the research of Hermawan et al (2017) that if the group support factor increases, it will have a direct effect on increasing the participation of fish farmers in the group. From the results of discussions with KPTRK members, the discrepancy between the results of this study and the results of previous studies can be caused by the participation of farmer youth in avocado agribusiness development activities in Karangdowo District is more based on self-motivation of the importance of being involved in avocado farming.

4. Chairman's role

Based on Table 6.4, it is known that the chairman's role variable has a regression coefficient value (B) of 0.138 with a significance value of 0.437. The significance value is more than the value of $\alpha = 0.1$. This means that the chairman's role factor has no real effect on the participation of farmer youth in avocado agribusiness development. Therefore, the hypothesis stating that education has no effect on the participation of farmer youth in the development of avocado agribusiness in Karangdowo District fails to be rejected.

This is in accordance with research conducted by Apriyanti et al (2018) that the better or not the management in the group has no effect on the level of participation of farmer members of the Gapoktan in participating in the PUPM program.

The role of the chairman as a motivator has a high percentage with a very frequent category. In this case, the chairman has encouraged members to actively participate, but

the willingness to be involved returns to the personality of each member. For example, low participation is in the decision-making component, the group leader has given all members the opportunity to express their suggestions and opinions, but it is rare to express their opinions. Members prefer to follow any decisions that have been agreed upon. In addition, the majority of farmer youth who are members of the KPTRK have main jobs other than avocado farming, so even though the chairman has encouraged members to be actively involved, members still prioritize their main jobs.

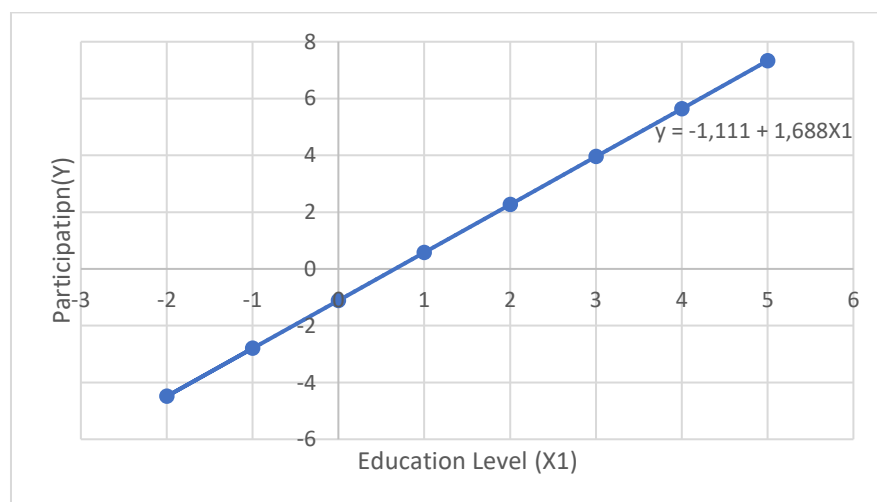
The Adjusted R Square value shows how much influence the independent variable has on the dependent variable. In this study, the Adjusted R Square value of 0.276 was obtained, which stated that 27.6% of the value of farmer participation was influenced by the level of education and motivation. So that the remaining 72.4% of farmer youth participation in avocado agribusiness development is influenced by other factors. The following regression equation describes the variables of education level and motivation on the participation of farmer youth in avocado agribusiness development

$$Y = -1,111 + 1,688 X1 + 0,665 X2$$

Description:

- Y = Farmer youth participation
- X1 = Education level
- X2 = Motivation

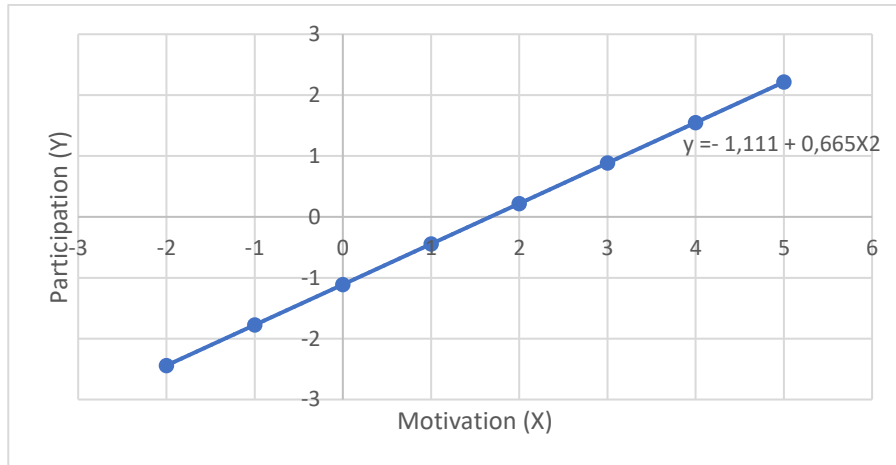
The linear regression equation in graphical form which shows that the variables of education level and motivation affect the participation of KPTRK members can be seen in Figure 1 and Figure 2.



Gambar 1. Graph of the Effect of Education Level on KPTRK Member Participation
Source: Primary Data Analysis, 2023.

Based on Figure 1 above, it is known that the regression coefficient value is positive (1.688), indicating that the relationship between the variable level of education and the participation of farmer youth in the development of avocado agribusiness is directly proportional. That is, the higher the level of education, the higher the participation of farmer youth.

The regression coefficient value of 1.688 and a positive value indicates that each addition of one unit of social interaction variables will increase the participation of farmers in cultivating bananas by 1.688.



Gambar 2. Graph of the Effect of Motivation on KPTRK Member Participation
Source: Primary Data Analysis, 2023

Based on Figure 2 above, it is known that the regression coefficient value is positive (0.665), indicating that the relationship between the motivation variable and the participation of farmer youth in avocado agribusiness development is directly proportional. That is, the higher the level of education, the higher the participation of farmer youth. The regression coefficient value of 0.665 and positive value indicates that each addition of one unit of social interaction variable will increase the participation of farmers in cultivating bananas by 0.665.

3. Effect of Participation on Avocado Agribusiness Development

Avocado agribusiness development is an activity to increase avocado farming businesses starting from preparation (seed preparation process, preparation of planting media, quarantine), production (avocado planting, fertilization, watering, and pest control, harvesting), and marketing (fruit sales, group branding, avocado product branding).

To determine the effect of farmer youth participation on avocado agribusiness development efforts in Karangdowo District, it is necessary to conduct a simple linear regression test using analysis from IBM SPSS Statistics 25 software.

a. Hypothesis Testing

Ho: Participation of KPTRK members does not significantly affect the development of avocado agribusiness..

Ha: Participation of KPTRK members significantly affects the development of avocado agribusiness.

b. Significance level

This study uses a significance level of 10% or 0.1 with N = 45.

c. Statistics level

Analysis to determine the effect of farmer youth participation on avocado agribusiness development efforts in Karangdowo District can be seen from the results of simple linear regression analysis testing in table 2.

Tabel 2. Results of Simple Linear Regression Analysis of the Effect of Farmer Youth Participation on Avocado Agribusiness Development in Karangdowo District

No	Variable	Regression Coefficient (B)	T-Count	Sig.	Desc
1	Participation	0.217	3.129	0.003	*
	Constant	7.088			
	R square	0.185			
	Adjusted Square	0.167			
	F hitung	9.792			

Description:

*= Significant pada a= 10%

NS= Non-Significant pada a= 10%

Source: Primary Data Analysis, 2023

Based on Table 2, it can be seen that the participation of farmer youth has a significance value of 0.003 or smaller than the α value (0.1). So it can be concluded that H0 is rejected or there is a significant influence of farmer participation on avocado agribusiness development efforts in Karangdowo District. In this simple linear regression test analysis, a constant value of 7.088 is obtained and an adjusted R Square value of 0.167 which means that 16.7% of avocado agribusiness development efforts in Karangdowo District are influenced by the farmer youth participation variable in KPTRK and 83.3% are influenced by other variables. From the results of the simple regression analysis above, a Thitung value of 3.129 can be obtained, which means that the Tvalue > Ttable (2.129).

From this analysis, the regression equation of the effect of farmer youth participation on avocado agribusiness development in Karangdowo District is obtained as follows.

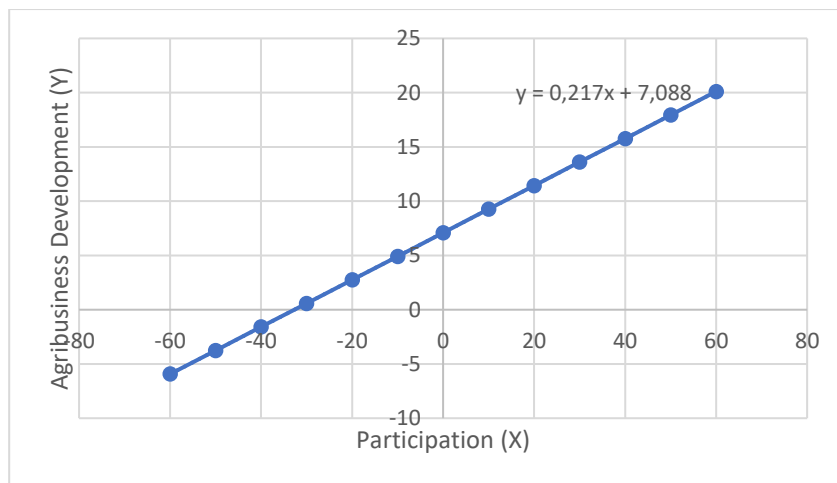
$$Y = 7,088 + 0,217 X1$$

Description:

Y = Avocado Agribusiness Development

X1 = Participation

The linear regression equation in graphical form which shows that participation affects the development of avocado agribusiness can be seen in Figure 3.



Gambar 3. Graph of the Effect of Participation on Avocado Agribusiness Development
Source: Primary Data Analysis, 2023

The farmer youth participation variable has an influence of 0.217 on avocado agribusiness development efforts or it can be said that every one unit increase in the value of farmer

participation will have an effect of 0.217 on avocado agribusiness development efforts in Karangdowo District. Graph 6.5 does not start from the line at 0, so it means that the

development of avocado agribusiness already exists by 7,088 units if the participation of farmer youth does not play a role.

Based on graph 6.5 shows that the participation of farmer youth has a positive effect (+) on the development of avocado agribusiness in Karangdowo District. The positive value on the regression coefficient means that the relationship between the participation variable and agribusiness development is unidirectional or directly proportional. Therefore, it can be concluded that the greater the participation of farmer youth, the greater the increase in the value of avocado agribusiness development.

CONCLUSIONS

Most farmer youth have high participation in avocado agribusiness development. Farmer youth are very active in the implementation of avocado farming activities, but involvement in decision making and enjoying the results is still small. Factors that influence the level of participation of farmer youth in the development of avocado agribusiness in Karangdowo District include the level of education and motivation. The higher the level of education and motivation, the higher the level of participation of farmer youth in the development of avocado agribusiness. The level of participation of farmer youth has a positive influence on the development of avocado agribusiness at the preparation, production and marketing stages. The higher the participation of farmer youth, the more avocado agribusiness development increases. In this study, interesting reasons were also found that motivated farmer youth to be actively involved in avocado agribusiness, namely, getting a KLX motorbike and a vacation to Thailand as a fruit farming mecca in Asia, as promised by the group management.

REFERENCES

- Apriyanti, R., Suminah, dan Emi, W. 2018. Partisipasi petani Anggota gapoktan dalam Program Pengembangan Usaha Pangan Usaha Pangan Masyarakat (PUPM) Di Desa Mancasan Kecamatan Baki Kabupaten Sukoharjo, *jurnal Agritexts*, Vol 42(1).
- Ellung, Ab., Yusriadi, A. Erna., dan Harsani. 2021. Tingkat Partisipasi Anggota Kelompok Tani Di Kelurahan Malakke Kecamatan Belawa Kabupaten Wajo, *jurnal Agrisistem:Seri Sosek dan Penyuluhan*, Vol 17(1).
- Hermawan, A., Siti, A., dan Anna, F. 2017. Partisipasi Pembudidaya Ikan dalam Kelompok Usaha Akuakultur di Kabupaten Tasikmalaya, Jawa Barat, *Jurnal Penyuluhan*, Vol 13(1).
- Munfa'ati, N., Eny, L., Arip, W. 2017. Partisipasi Petani Dalam Program Seribu Hektar Sistem Tanam Padi Jajar Legowo Di Kecamatan Karangpandan Kabupaten Karanganyar. *Jurnal Agriexts*, Vol(41):1
- Novyany, G., Mahra, A.H. 2019. Analisis Perilaku Anggota Kelompok Tani Katata dalam Program Pengembangan Pasar Menggunakan Pendekatan Outcome Mapping. *Jurnal Penyuluhan*, Vol 15(1): 24-32
- Ramadoan, S., Pudji, M., dan Ismail, P. 2013. Peran Pksm Dalam Meningkatkan Fungsi Kelompok Tani Dan Partisipasi Masyarakat Di Kabupaten Bima, NTB, *Jurnal Penelitian Sosial dan Ekonomi Kehutanan*, Vol 10(3).
- Sugiyono. (2012). Metode Penelitian Kuantitatif, Kualitatif, dan R&D. Bandung: Alfabet
- Tamalia, D.I., Siswanto, I.M., Kustopo, B. 2018. Analisis Tingkat Pendapatan Usahatani Alpukat Di Kelompok Tani Kabupaten Semarang. *Jurnal Ilmu-Ilmu Pertanian*.