

Hasil Pengolahan Data Penelitian

1. Analisis Univariat

1.1 Gambaran Persepsi Mahasiswa Tahap FK UNAND terhadap Implementasi IPE Secara Umum

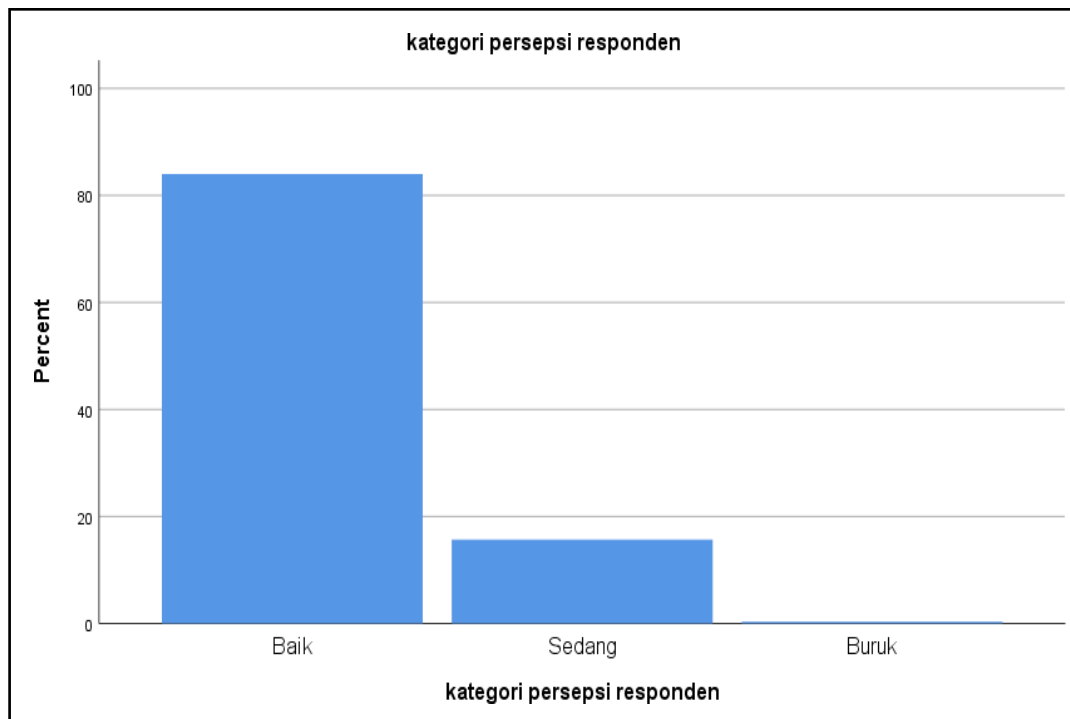
Statistics

kategori persepsi responden

N	Valid	300
	Missing	0

kategori persepsi responden

		Frequency	Percent	Valid Percent	Cumulative Percent
Valid	Baik	252	84.0	84.0	84.0
	Sedang	47	15.7	15.7	99.7
	Buruk	1	.3	.3	100.0
	Total	300	100.0	100.0	



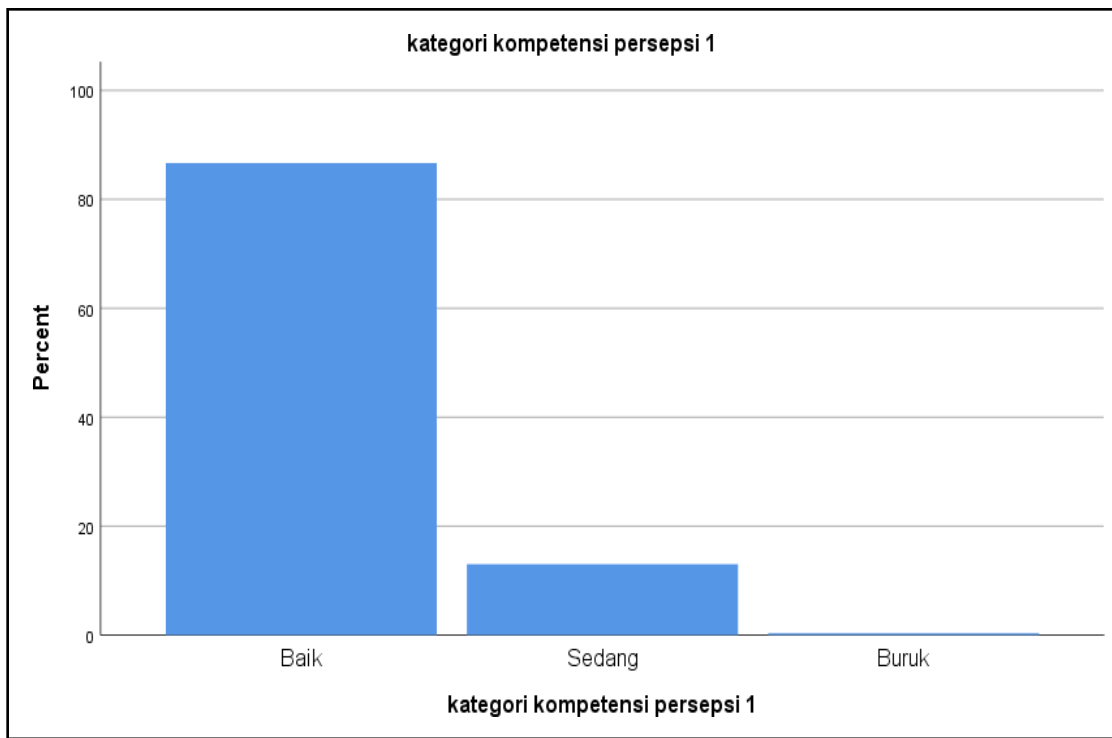
1.2 Gambaran Persepsi Mahasiswa FK UNAND terhadap Implementasi IPE
Berdasarkan Komponen Persepsi

Statistics

		kategori kompetensi persepsi 1	kategori kompetensi persepsi 2	kategori kompetensi persepsi 3	kategori kompetensi persepsi 4
N	Valid	300	300	300	300
	Missing	0	0	0	0

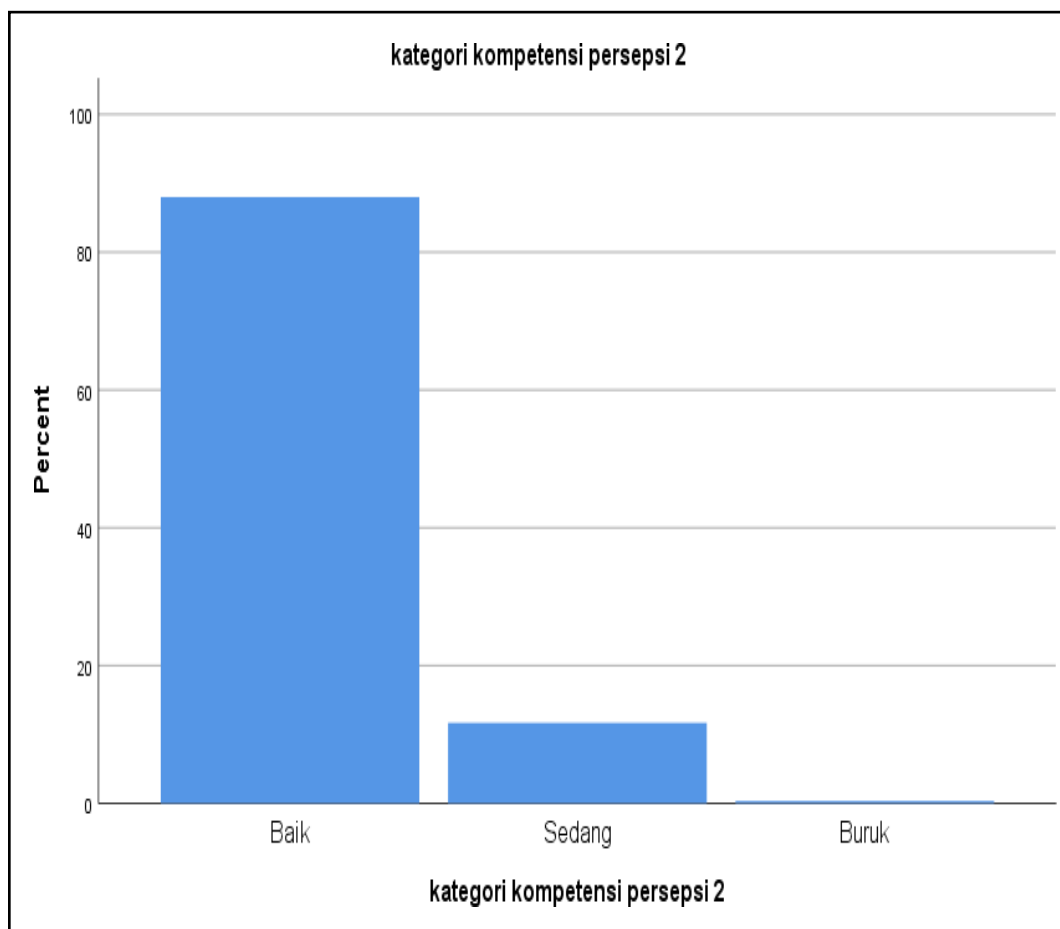
kategori kompetensi persepsi 1

		Frequency	Percent	Valid Percent	Cumulative Percent
Valid	Baik	260	86.7	86.7	86.7
	Sedang	39	13.0	13.0	99.7
	Buruk	1	.3	.3	100.0
Total		300	100.0	100.0	



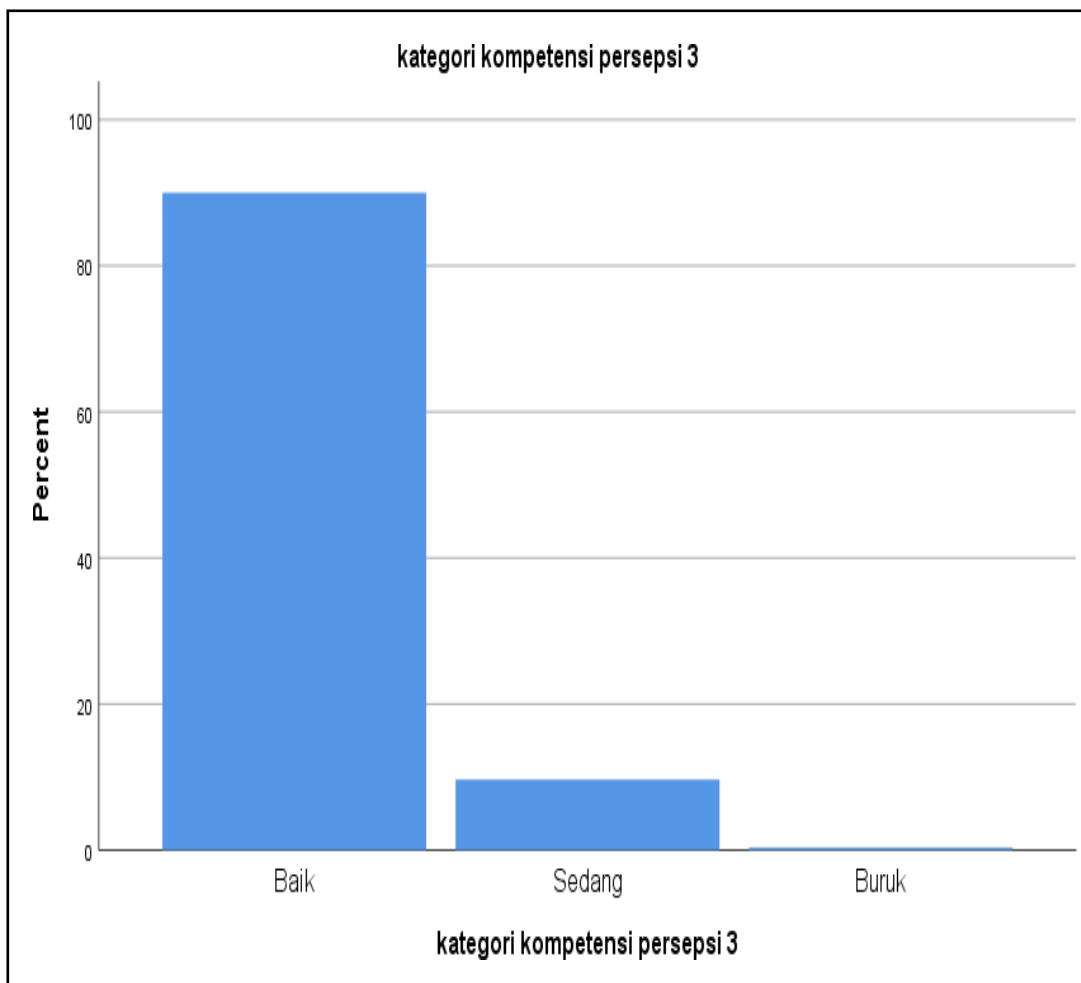
kategori kompetensi persepsi 2

		Frequency	Percent	Valid Percent	Cumulative Percent
Valid	Baik	264	88.0	88.0	88.0
	Sedang	35	11.7	11.7	99.7
	Buruk	1	.3	.3	100.0
	Total	300	100.0	100.0	



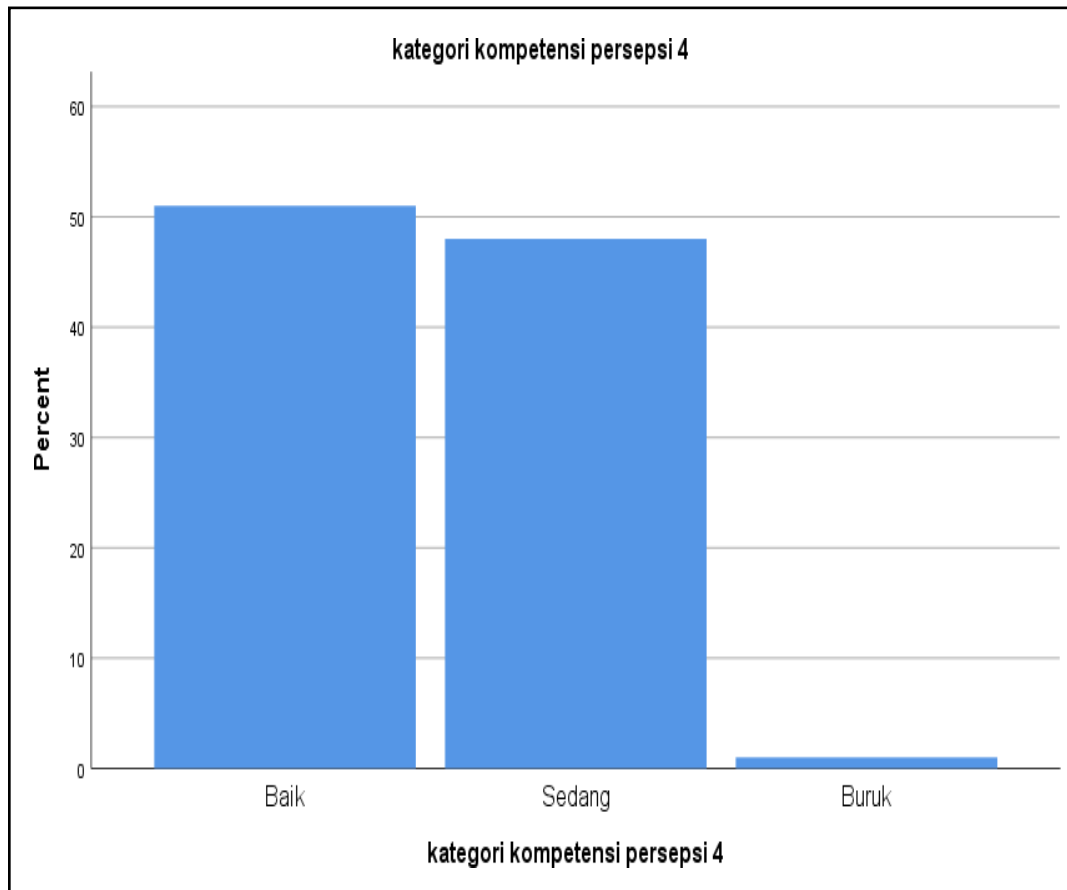
kategori kompetensi persepsi 3

		Frequency	Percent	Valid Percent	Cumulative Percent
Valid	Baik	270	90.0	90.0	90.0
	Sedang	29	9.7	9.7	99.7
	Buruk	1	.3	.3	100.0
	Total	300	100.0	100.0	



kategori kompetensi persepsi 4

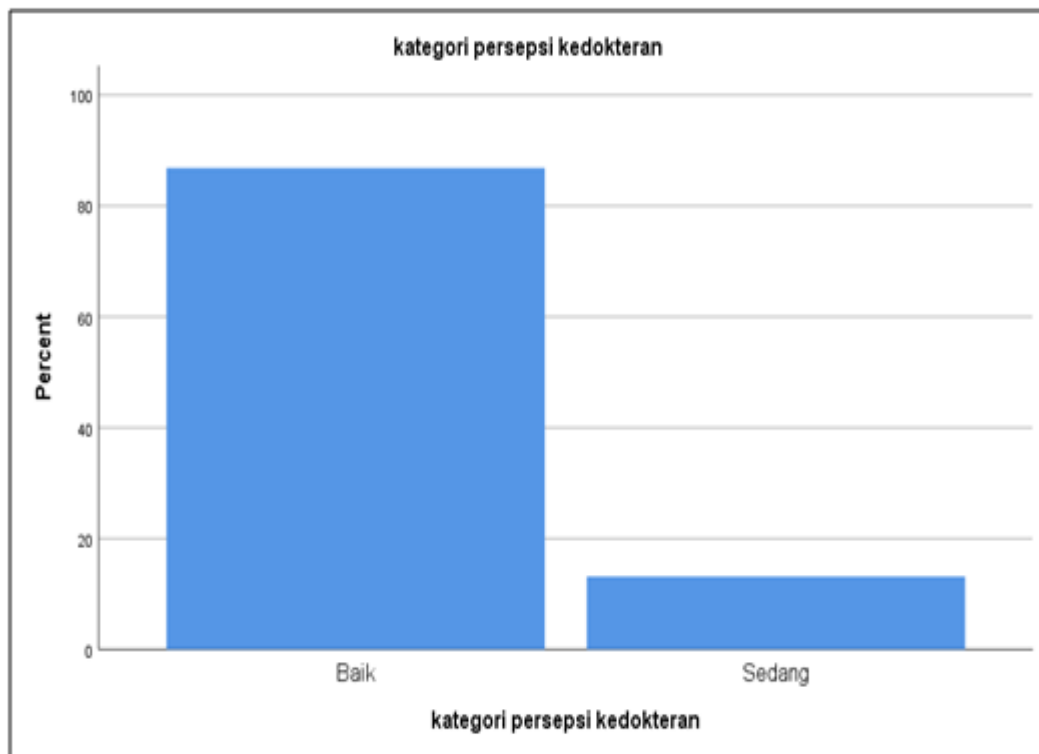
		Frequency	Percent	Valid Percent	Cumulative Percent
Valid	Baik	153	51.0	51.0	51.0
	Sedang	144	48.0	48.0	99.0
	Buruk	3	1.0	1.0	100.0
	Total	300	100.0	100.0	



1.3 Gambar Persepsi Mahasiswa FK UNAND terhadap Implementasi IPE Berdasarkan Program Studi

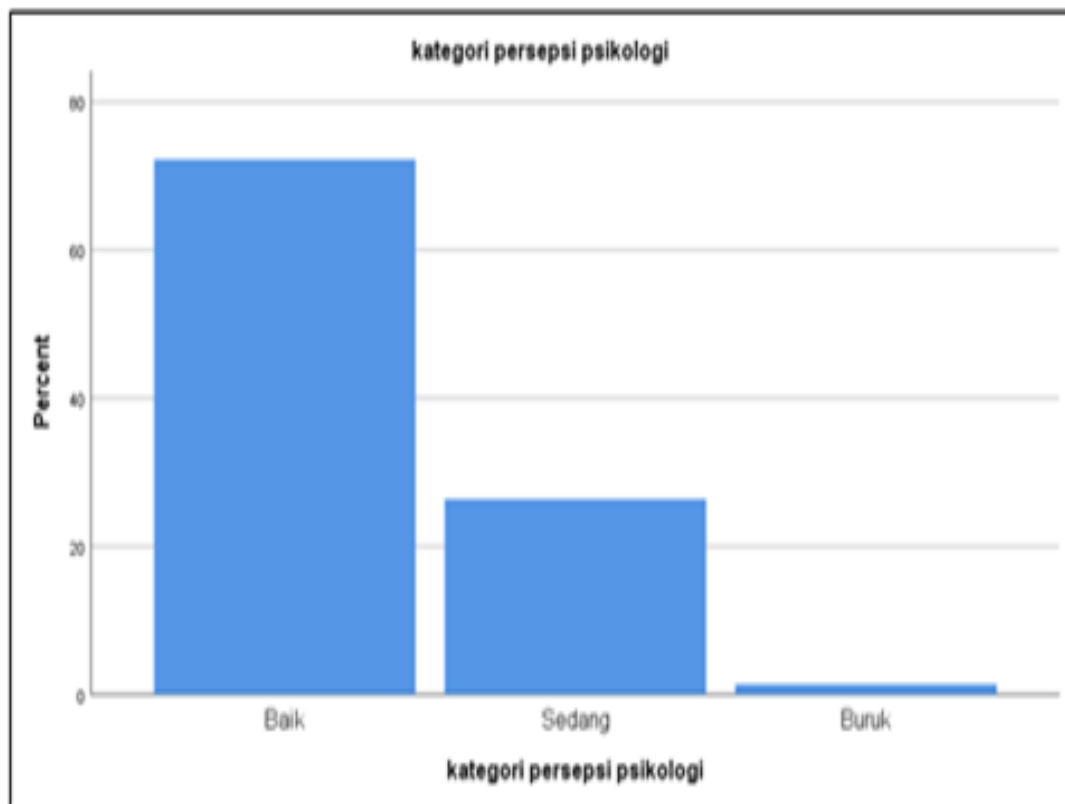
kategori persepsi kedokteran

		Frequency	Percent	Valid Percent	Cumulative Percent
Valid	Baik	165	55.0	86.8	86.8
	Sedang	25	8.3	13.2	100.0
	Total	190	63.3	100.0	
Missing	System	110	36.7		
Total		300	100.0		



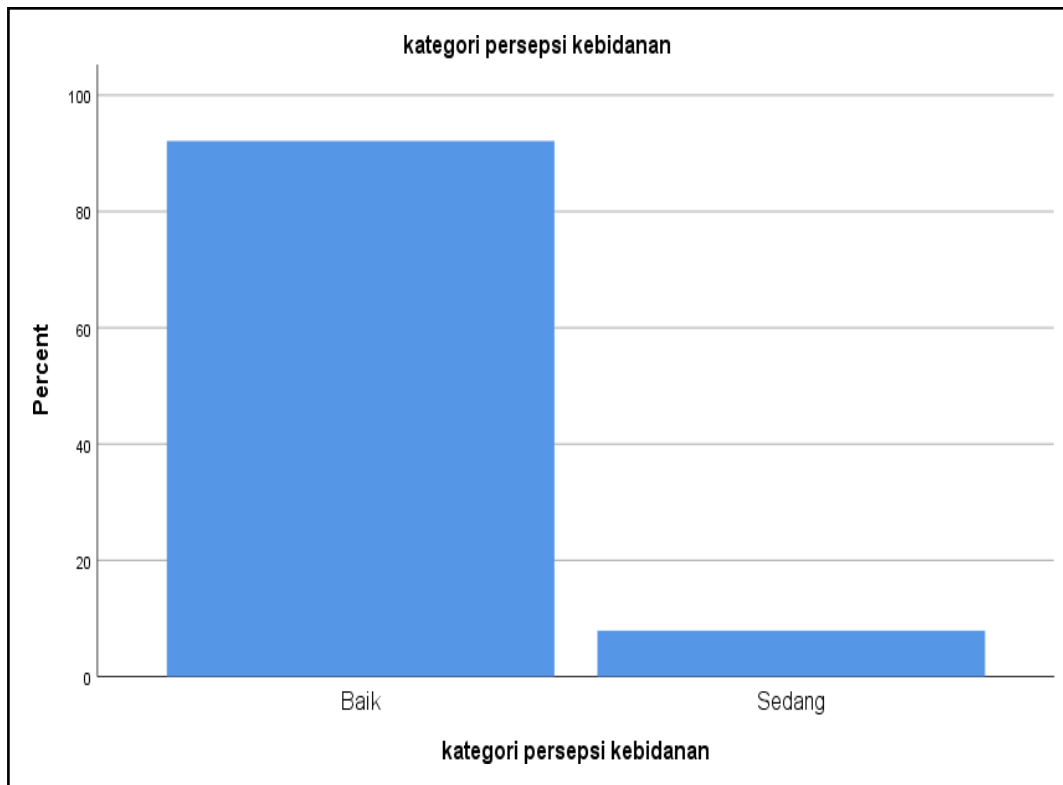
kategori persepsi psikologi

		Frequency	Percent	Valid Percent	Cumulative Percent
Valid	Baik	52	17.3	72.2	72.2
	Sedang	19	6.3	26.4	98.6
	Buruk	1	.3	1.4	100.0
	Total	72	24.0	100.0	
Missing	System	228	76.0		
Total		300	100.0		



kategori persepsi kebidanan

		Frequency	Percent	Valid Percent	Cumulative Percent
Valid	Baik	35	11.7	92.1	92.1
	Sedang	3	1.0	7.9	100.0
	Total	38	12.7	100.0	
Missing	System	262	87.3		
Total		300	100.0		



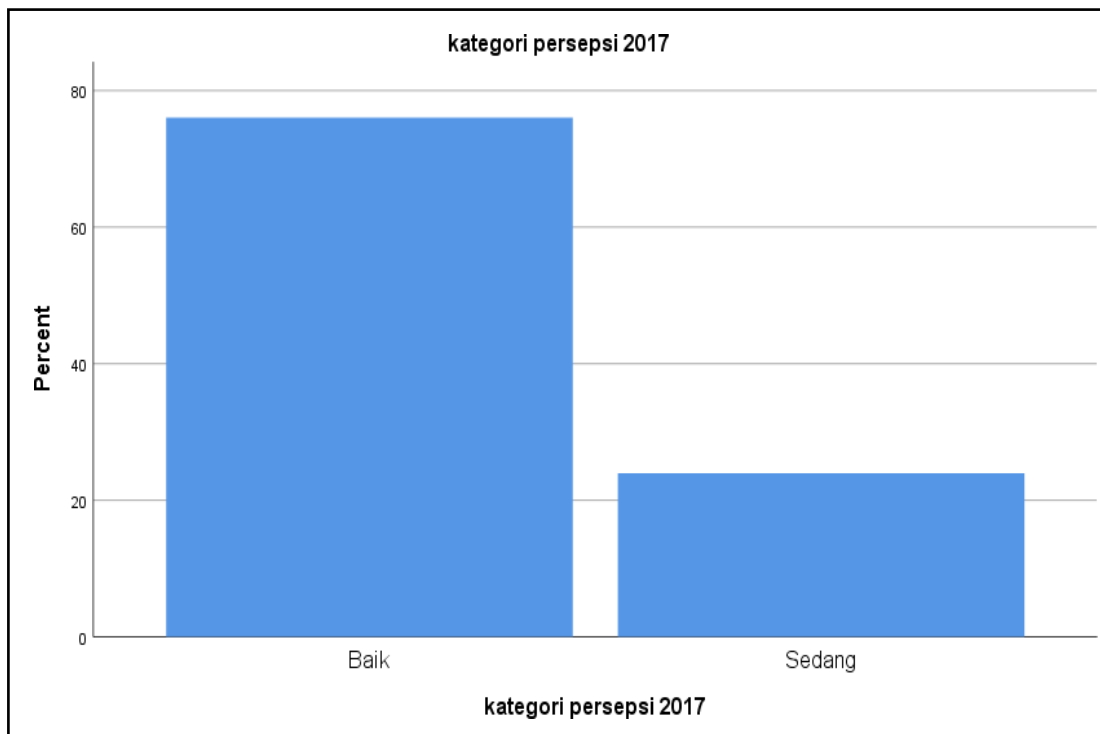
1.4 Gambaran Persepsi Mahasiswa FK UNAND terhadap Implementasi IPE Berdasarkan Tahun Akademik

responden angkatan 2017

		Frequency	Percent	Valid Percent	Cumulative Percent
Valid	1	96	32.0	100.0	100.0
Missing	System	204	68.0		
Total		300	100.0		

kategori persepsi 2017

		Frequency	Percent	Valid Percent	Cumulative Percent
Valid	Baik	73	24.3	76.0	76.0
	Sedang	23	7.7	24.0	100.0
	Total	96	32.0	100.0	
Missing	System	204	68.0		
Total		300	100.0		

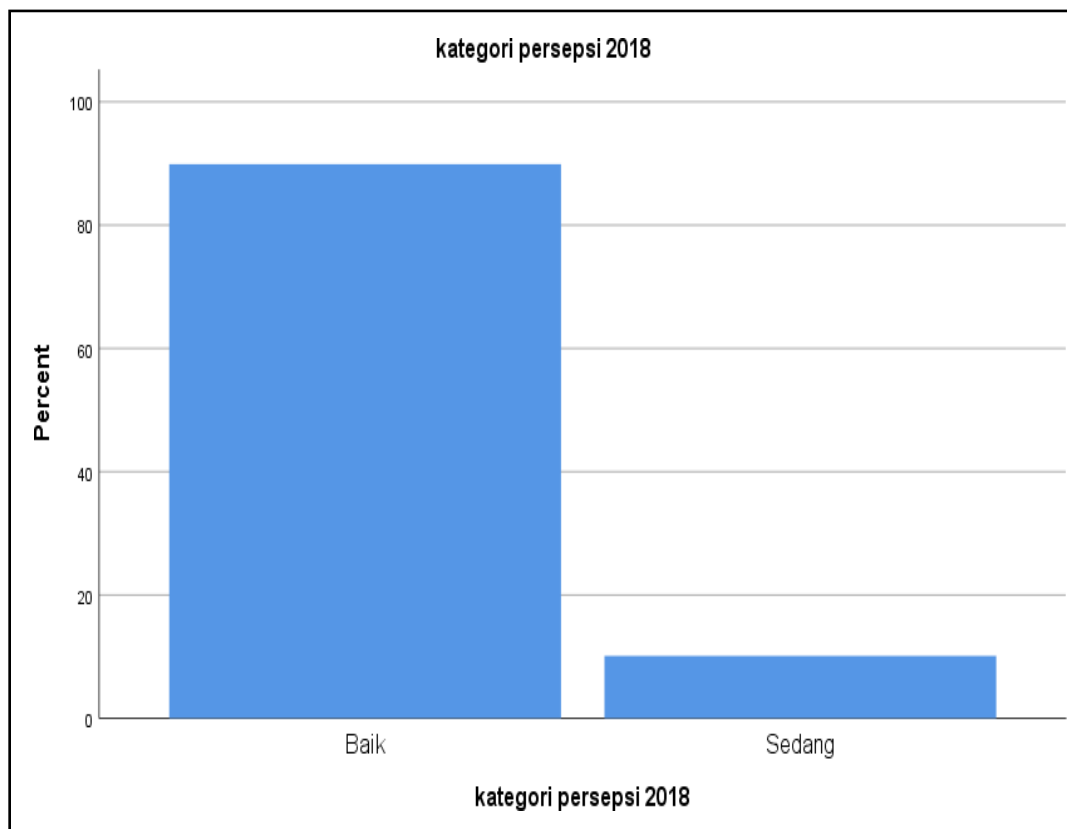


responden angkatan 2018

		Frequency	Percent	Valid Percent	Cumulative Percent
Valid	2	99	33.0	100.0	100.0
Missing	System	201	67.0		
Total		300	100.0		

kategori persepsi 2018

		Frequency	Percent	Valid Percent	Cumulative Percent
Valid	Baik	89	29.7	89.9	89.9
	Sedang	10	3.3	10.1	100.0
	Total	99	33.0	100.0	
Missing	System	201	67.0		
Total		300	100.0		

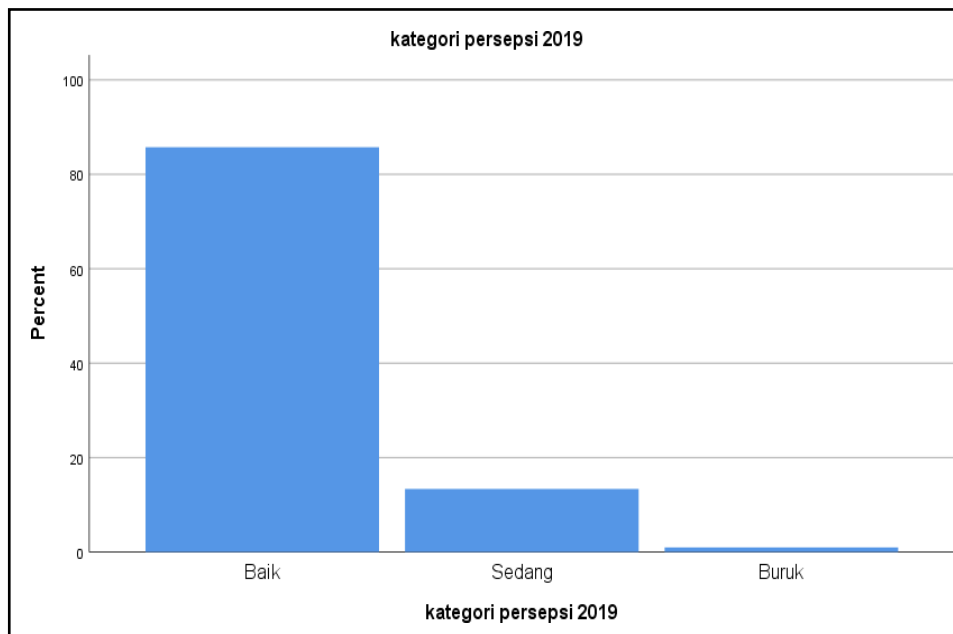


responden angkatan 2019

		Frequency	Percent	Valid Percent	Cumulative Percent
Valid	3	105	35.0	100.0	100.0
Missing	System	195	65.0		
Total		300	100.0		

kategori persepsi 2019

		Frequency	Percent	Valid Percent	Cumulative Percent
Valid	Baik	90	30.0	85.7	85.7
	Sedang	14	4.7	13.3	99.0
	Buruk	1	.3	1.0	100.0
	Total	105	35.0	100.0	
Missing	System	195	65.0		
Total		300	100.0		



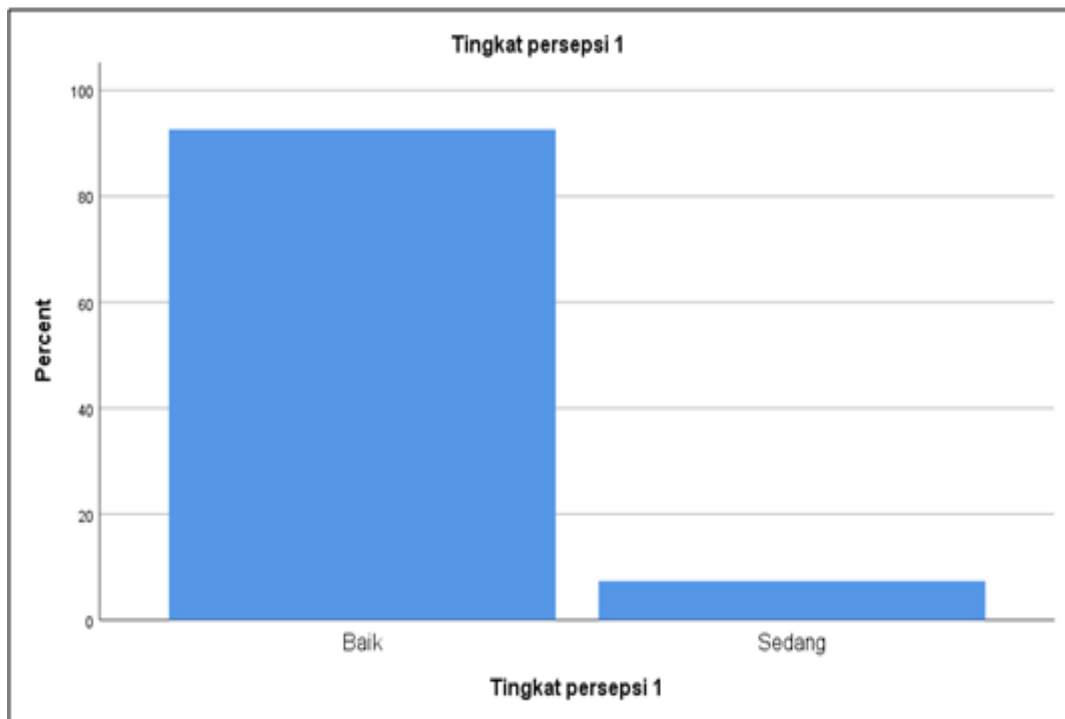
1.5 Gambaran Persepsi Mahasiswa FK UNAND terhadap Implementasi IPE Berdasarkan Komponen Persepsi pada Setiap Program Studi

program studi kedokteran

		Frequency	Percent	Valid Percent	Cumulative Percent
Valid	1	190	63.3	100.0	100.0
Missing	System	110	36.7		
Total		300	100.0		

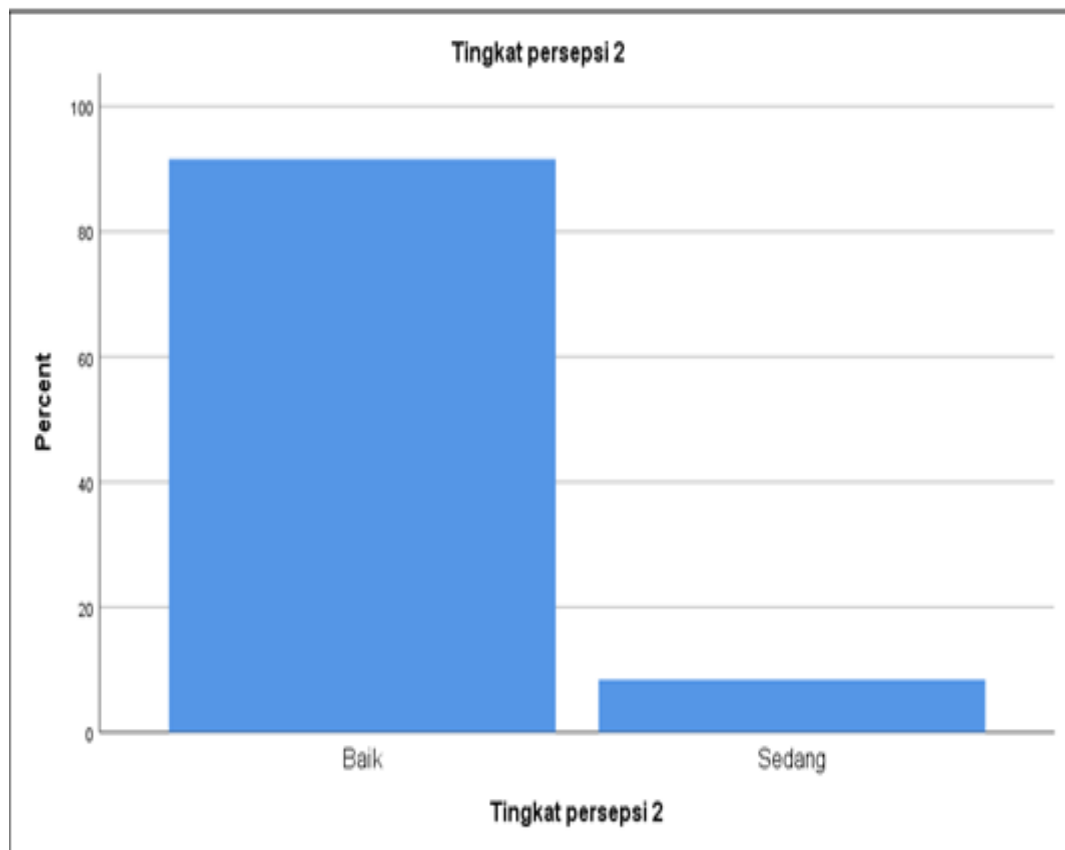
kategori kompetensi 1

		Frequency	Percent	Valid Percent	Cumulative Percent
Valid	Baik	176	58.7	92.6	92.6
	Sedang	14	4.7	7.4	100.0
	Total	190	63.3	100.0	
Missing	System	110	36.7		
Total		300	100.0		



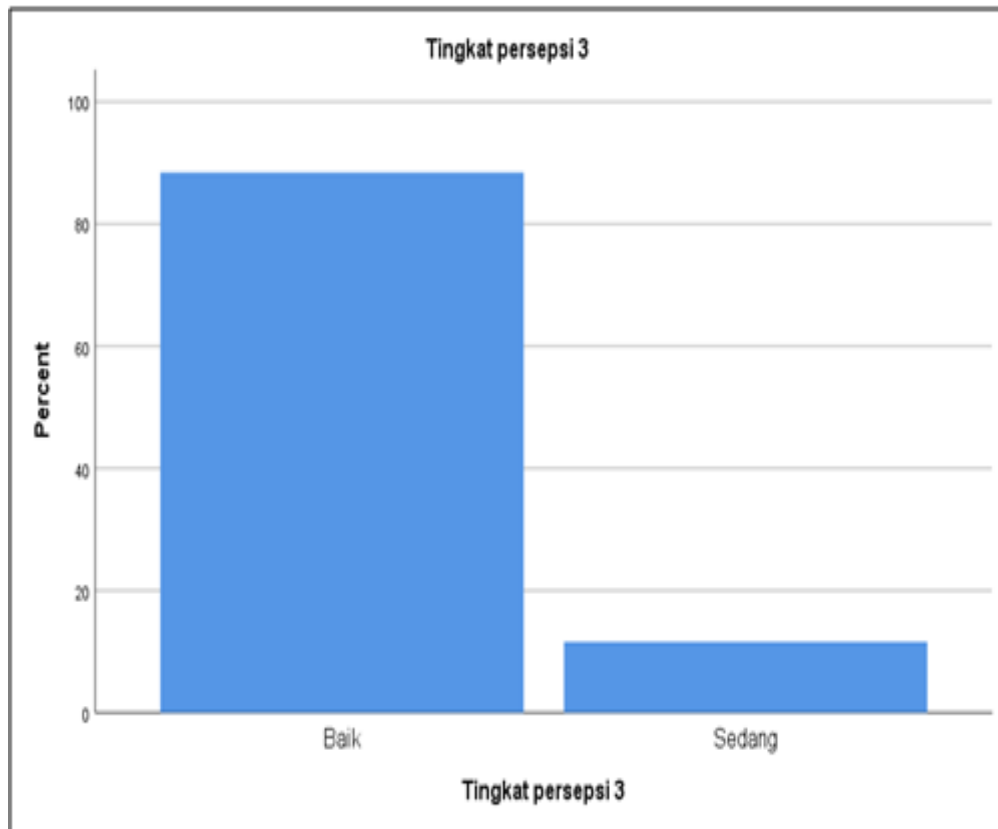
kategori kompetensi 2

		Frequency	Percent	Valid Percent	Cumulative Percent
Valid	Baik	174	58.0	91.6	91.6
	Sedang	16	5.3	8.4	100.0
	Total	190	63.3	100.0	
Missing	System	110	36.7		
Total		300	100.0		



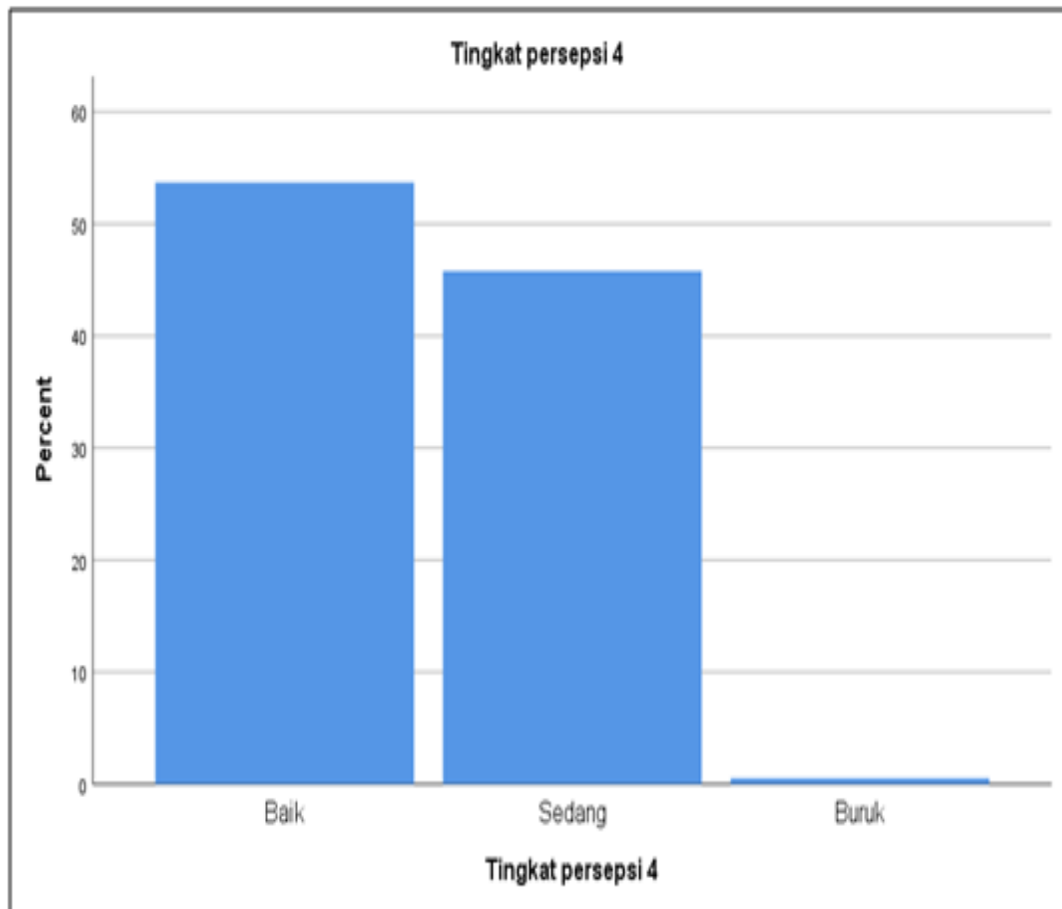
kategori kompetensi 3

		Frequency	Percent	Valid Percent	Cumulative Percent
Valid	Baik	168	56.0	88.4	88.4
	Sedang	22	7.3	11.6	100.0
	Total	190	63.3	100.0	
Missing	System	110	36.7		
Total		300	100.0		



kategori kompetensi 4

		Frequency	Percent	Valid Percent	Cumulative Percent
Valid	Baik	102	34.0	53.7	53.7
	Sedang	87	29.0	45.8	99.5
	Buruk	1	.3	.5	100.0
	Total	190	63.3	100.0	
Missing	System	110	36.7		
Total		300	100.0		

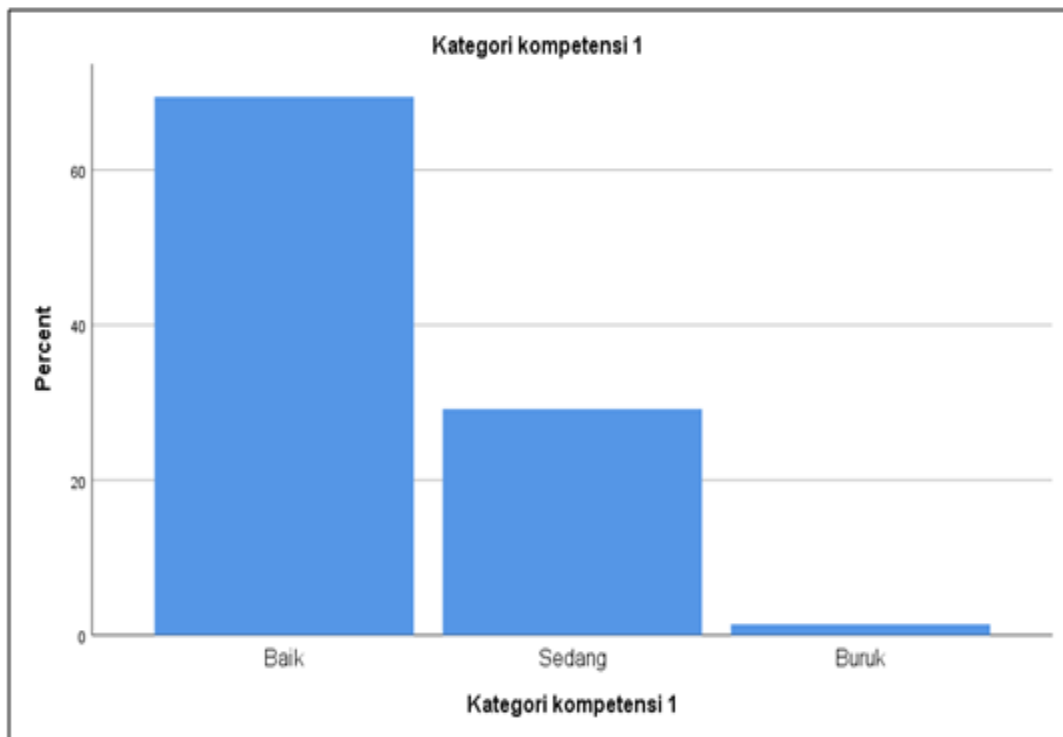


program studi psikologi

		Frequency	Percent	Valid Percent	Cumulative Percent
Valid	2	72	24.0	100.0	100.0
Missing	System	228	76.0		
Total		300	100.0		

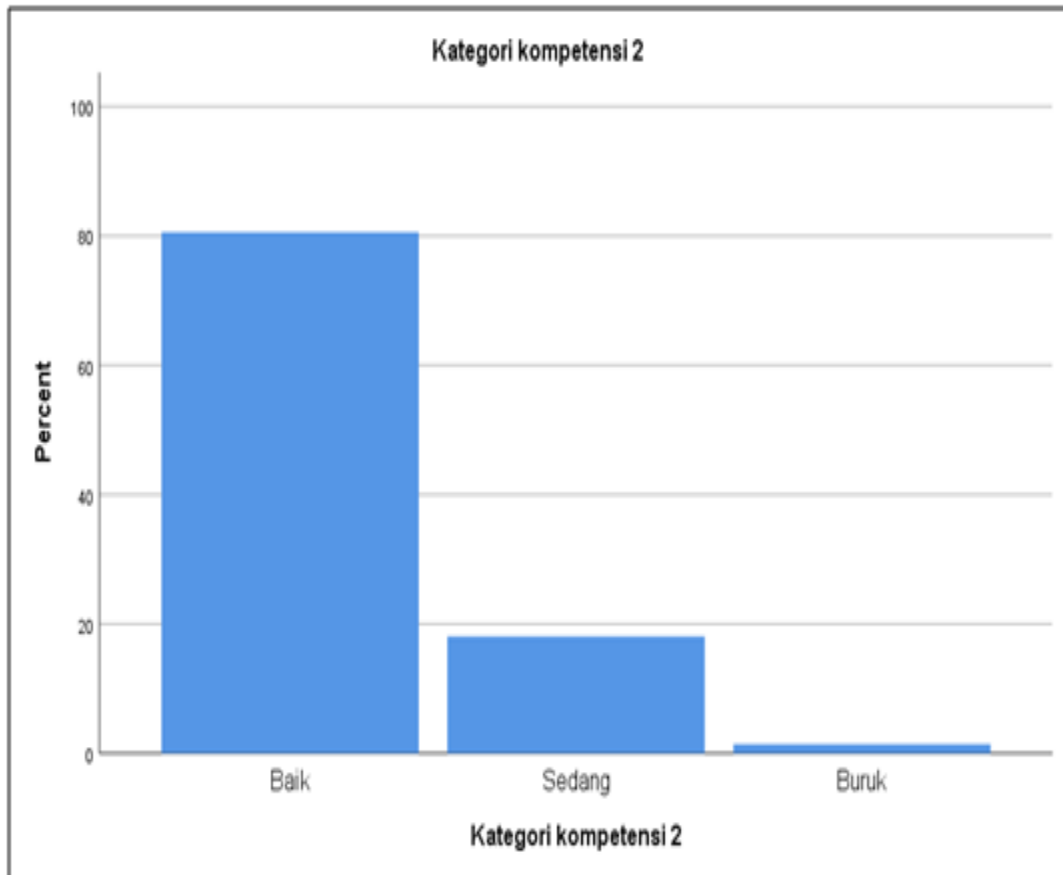
kategori kompetensi 1

		Frequency	Percent	Valid Percent	Cumulative Percent
Valid	Baik	50	16.7	69.4	69.4
	Sedang	21	7.0	29.2	98.6
	Buruk	1	.3	1.4	100.0
	Total	72	24.0	100.0	
Missing	System	228	76.0		
Total		300	100.0		



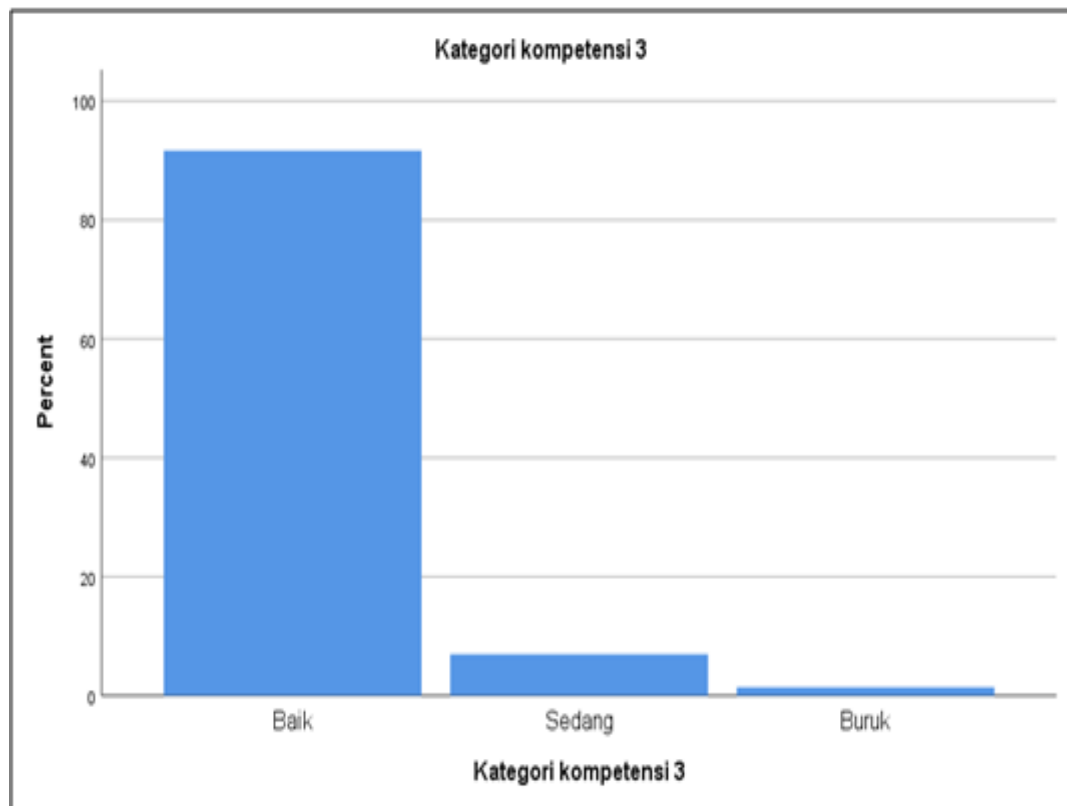
kategori kompetensi 2

		Frequency	Percent	Valid Percent	Cumulative Percent
Valid	Baik	58	19.4	80.6	80.6
	Sedang	13	4.3	18.0	98.6
	Buruk	1	.3	1.4	100.0
	Total	72	24.0	100.0	
Missing	System	228	76.0		
Total		300	100.0		



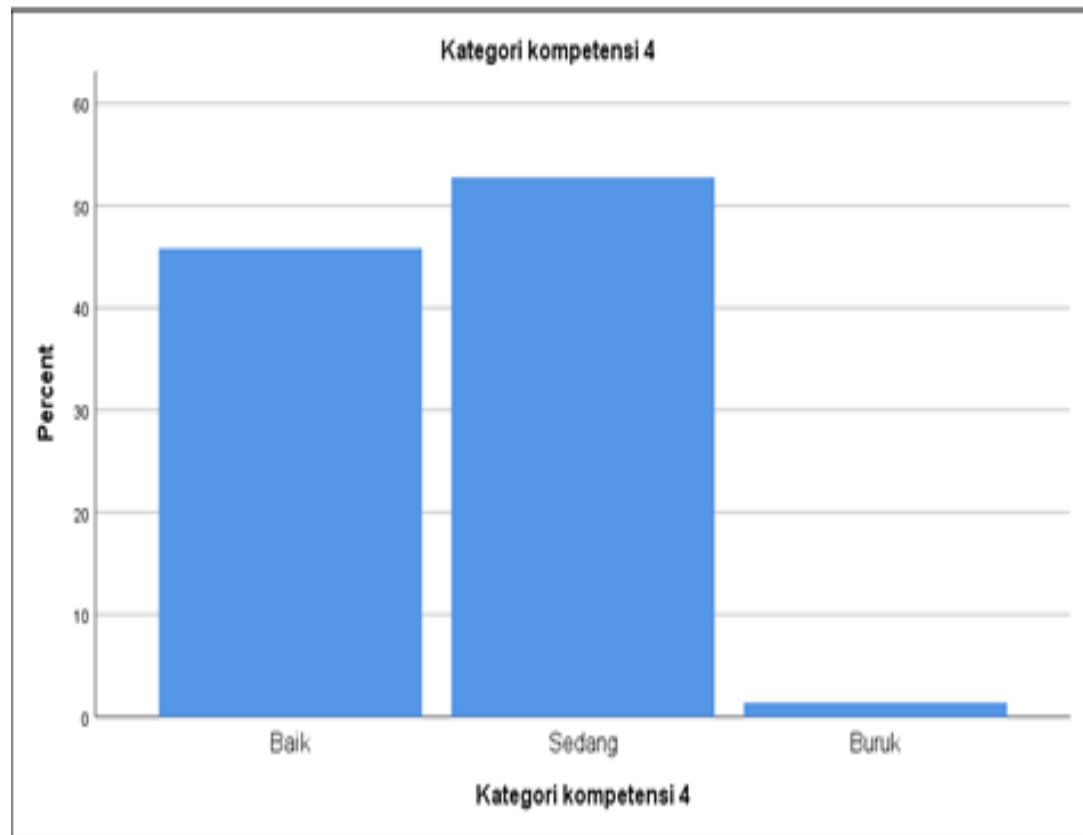
kategori kompetensi 3

		Frequency	Percent	Valid Percent	Cumulative Percent
Valid	Baik	66	22.0	91.7	91.7
	Sedang	5	1.7	6.9	98.6
	Buruk	1	.3	1.4	100.0
	Total	72	24.0	100.0	
Missing	System	228	76.0		
Total		300	100.0		



kategori kompetensi 4

		Frequency	Percent	Valid Percent	Cumulative Percent
Valid	Baik	33	11.0	45.8	45.8
	Sedang	38	12.7	52.8	98.6
	Buruk	1	.3	1.4	100.0
	Total	72	24.0	100.0	
Missing	System	228	76.0		
Total		300	100.0		

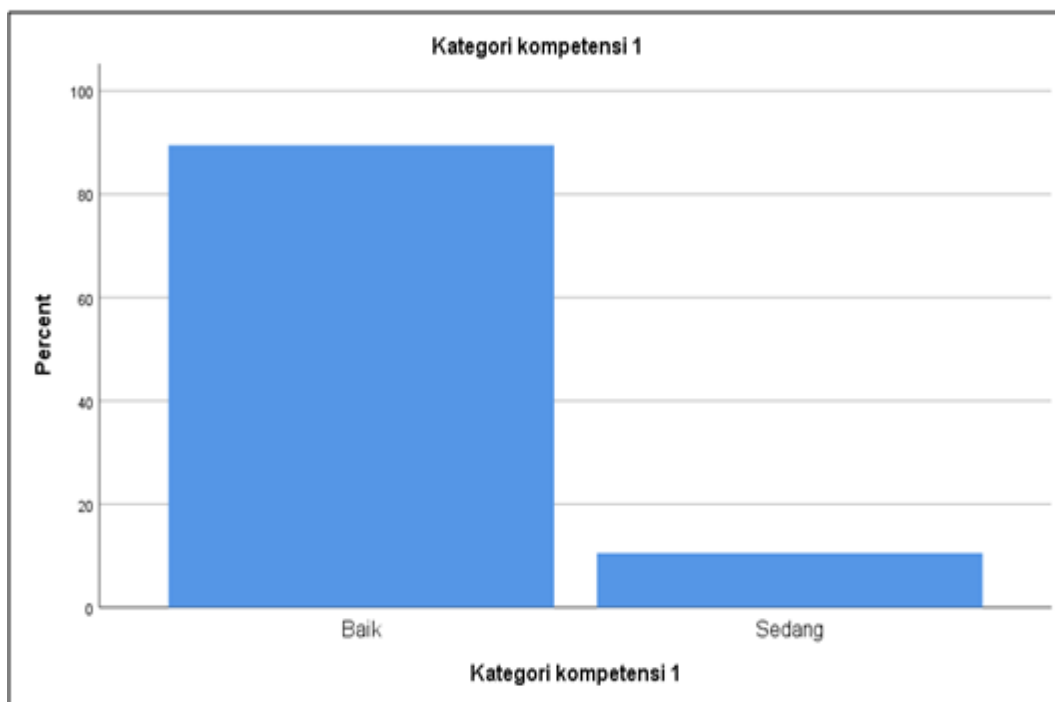


program studi kebidanan

		Frequency	Percent	Valid Percent	Cumulative Percent
Valid	3	38	12.7	100.0	100.0
Missing	System	262	87.3		
Total		300	100.0		

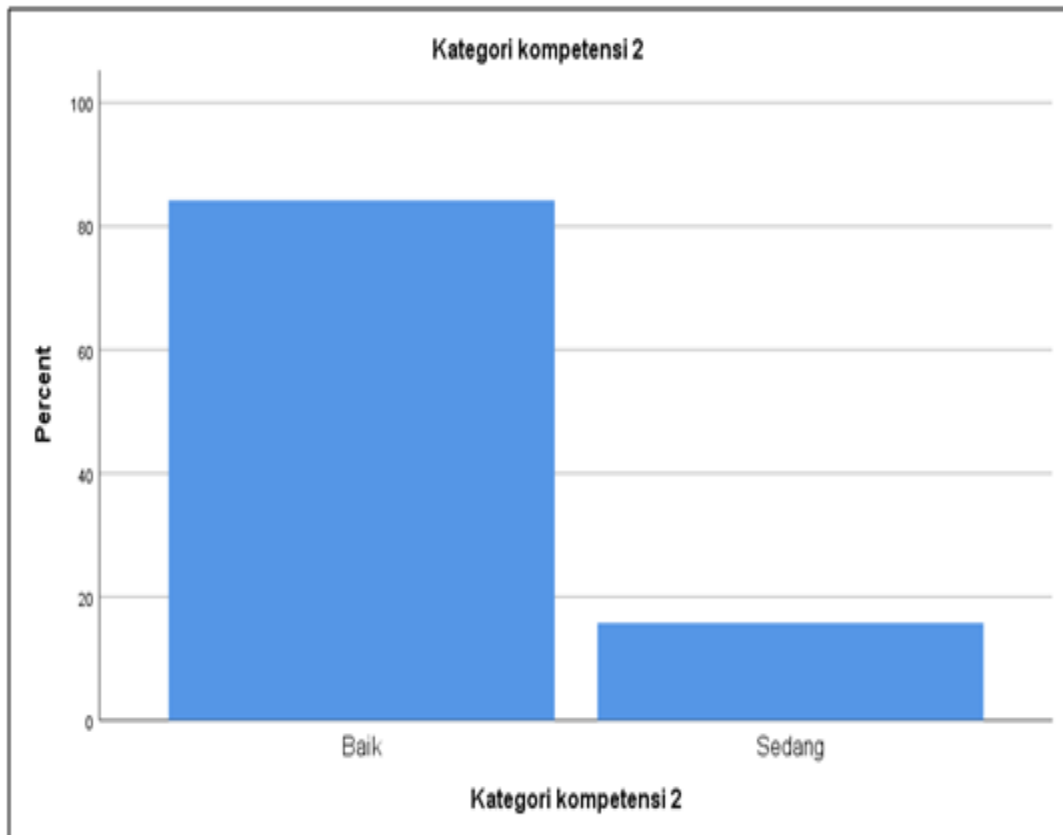
kategori kompetensi 1

		Frequency	Percent	Valid Percent	Cumulative Percent
Valid	Baik	34	11.3	89.5	89.5
	Sedang	4	1.3	10.5	100.0
	Total	38	12.7	100.0	
Missing	System	262	87.3		
Total		300	100.0		



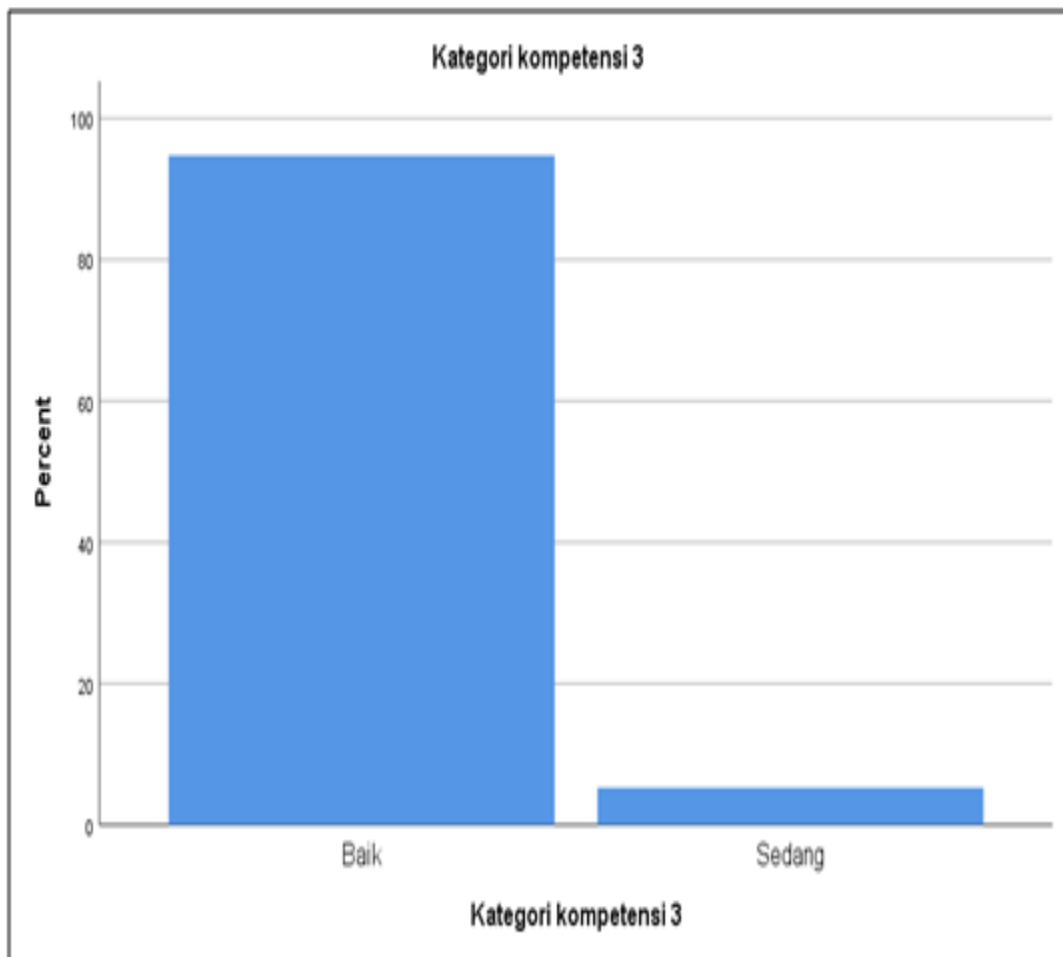
kategori kompetensi 2

		Frequency	Percent	Valid Percent	Cumulative Percent
Valid	Baik	32	10.7	84.2	84.2
	Sedang	6	2.0	15.8	100.0
	Total	38	12.7	100.0	
Missing	System	262	87.3		
Total		300	100.0		



kategori kompetensi 3

		Frequency	Percent	Valid Percent	Cumulative Percent
Valid	Baik	36	12.0	94.7	94.7
	Sedang	2	.7	5.3	100.0
	Total	38	12.7	100.0	
Missing	System	262	87.3		
Total		300	100.0		



kategori kompetensi 4

		Frequency	Percent	Valid Percent	Cumulative Percent
Valid	Baik	18	6.0	47.4	47.4
	Sedang	19	6.3	50.0	97.4
	Buruk	1	.3	2.6	100.0
	Total	38	12.7	100.0	
Missing	System	262	87.3		
Total		300	100.0		

