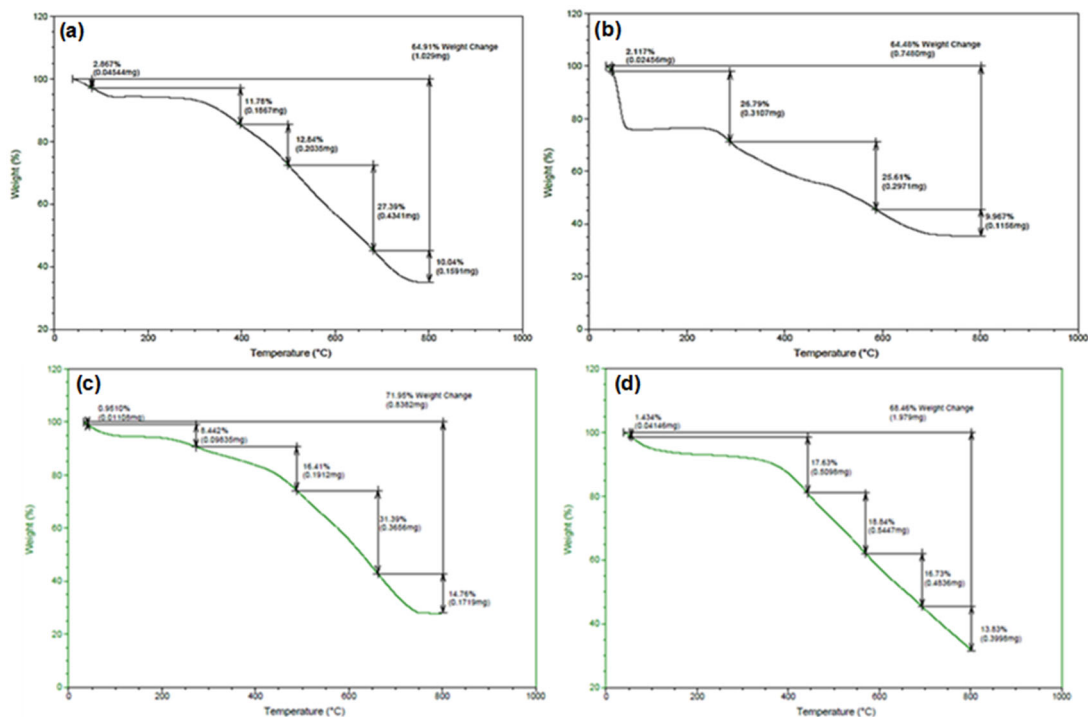
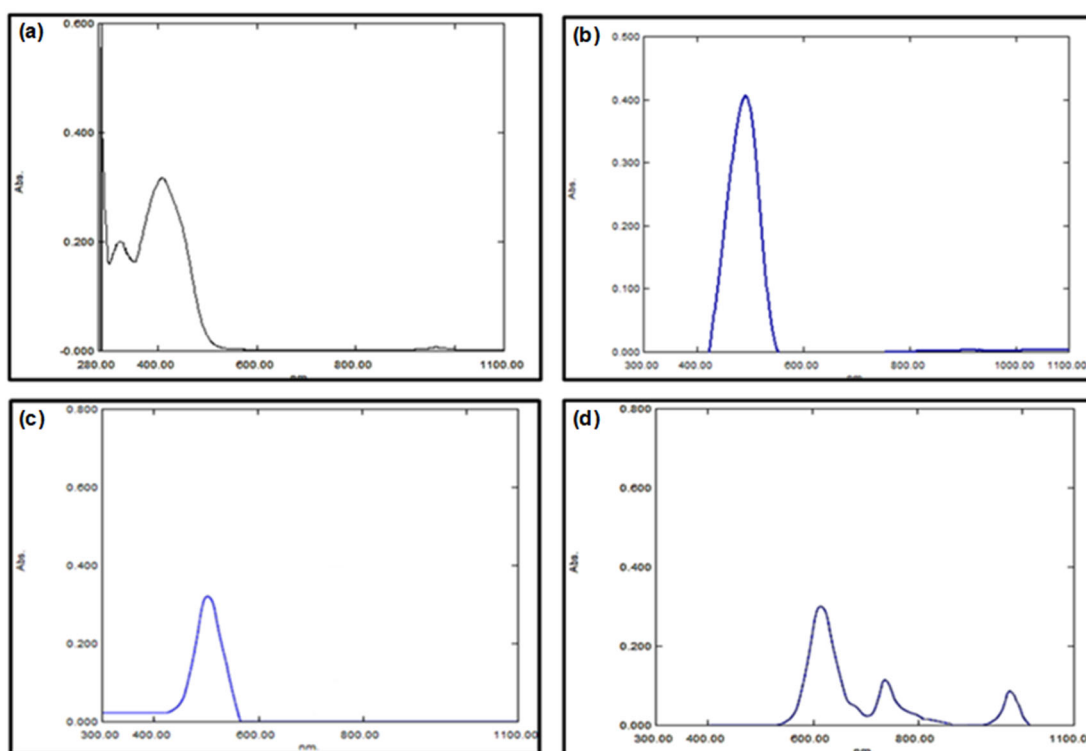


### Supplementary Data

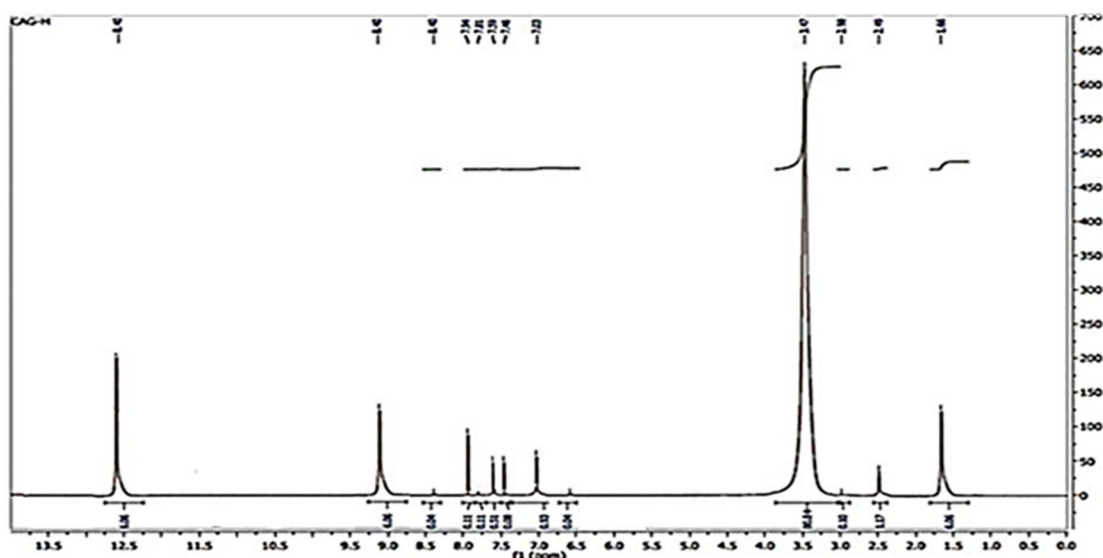
This supplementary data is a part of a paper entitled "Preparation, Structural Identification and Biomedical Evaluation of Some New Complexes".



**Fig S1.** Thermogram for (a) AH ligand, (b)  $[\text{Ag}(\text{AH})(\text{H}_2\text{O})_2]\text{NO}_3 \cdot 2\text{H}_2\text{O}$ , (c)  $[\text{Cu}(\text{AH})_2\text{Cl}_2] \cdot \text{H}_2\text{O}$ , and (d)  $[\text{Zn}(\text{AH})\text{Cl}_2] \cdot \text{H}_2\text{O}$  complexes



**Fig S2.** The electronic spectra for the (a) AH ligand, (b)  $[\text{Ag}(\text{AH})(\text{H}_2\text{O})_2]\text{NO}_3 \cdot 2\text{H}_2\text{O}$ , (c)  $[\text{Cu}(\text{AH})_2\text{Cl}_2] \cdot \text{H}_2\text{O}$ , and (d)  $[\text{Zn}(\text{AH})\text{Cl}_2] \cdot \text{H}_2\text{O}$  complexes



**Fig S3.**  $^1\text{H}$ -NMR spectrum of AH ligand